



KAWASAKI

PARTS CATALOGUE



Right Side View



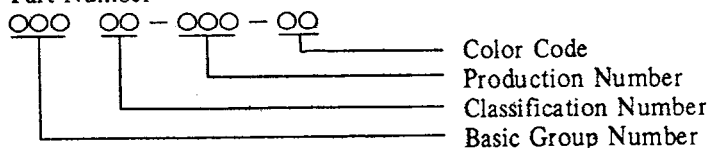
Left Side View

PARTS LIST INTRODUCTION


This parts catalogue lists parts and sub-assemblies provided as spare parts for the KAWASAKI 750H2-B.
When it becomes necessary to replace parts, always use KAWASAKI GENUIN PARTS which have passed strict inspection which guaranties quality and performance.

1. COMPOSITION OF THE PART NUMBER

1-1 Part Number



1-2 Standard Hardware Number



2. ABBREVIATIONS

1. WHN EXH USE P/No. _____

Abbreviated from the phrase "When exhausted, use P/No. _____" which indicates that the new parts be used for replacement, but old parts in stock may be used until exhausted.

2. USE P/No. _____ UNTL EXH

Abbreviated from the phrase "Use P/No. _____ until exhausted" which indicates old part can be used replacement until supplies are exhausted.

3. E/No. _____ and Below. E/No. _____ and Above.

These are applied to the part requested to use only for engines having the serial number _____ and below (or above).

4. "AR" indicates the part is to be used "as required" It used mainly for bulk items such as liquid gasket.

5. "ALT" indicates the part may be used as "alternate", if another part called for that location is not abaiable.

6. STD	Standard	T	Teeth	t	Thickness
Ass'y	Assembly	PR	Ply Rating	N.P.	Not Procurable
Ref.	Reference	Hex.	Hexagonal	I.D.	Inside Diameter
L.H.	Left Hand	L	Length	O.D.	Outside Diameter
R.H.	Right Hand	d	Diameter	A.R.	As Required
ALT.	Alternate	N.A.	Not Available	C.A.	Cut Away
				W	Width

3. HOW TO ORDER PARTS

Always without fail include three items exactly as listed in this Part Catalogue in your parts order.

- (1) type and model of motorcycle
- (2) Color Code

Specify the color using color code and name without fail for ordering of painted parts.

Example: 51001-099-2C Fuel Tank Candytone Gold

- (3) Part Name

Part not shown disassembled in the illustrations of this Parts Catalogue are not sold separately; only the complete units or next higher assemblies illustrated, are supplied as spare parts.

Please be advised to order the parts in typescript instead of hand-writing to avoid the mistake expected.

KAWASAKI HEAVY INDUSTRIES, LTD.

Motorcycle Division.

20, Dec. 1973

1-1, Kawasaki-cho, Akashi, Hyogo Pref. Japan

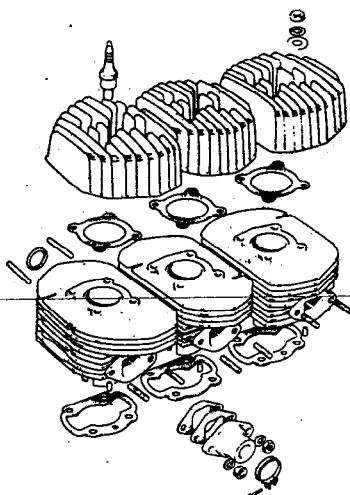
Printed No. 99997-626 ©

KAWASAKI

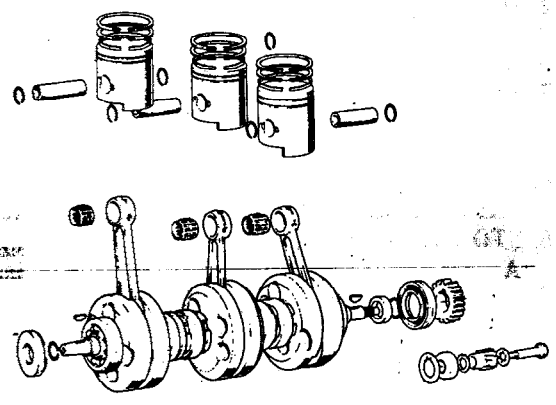
750-H2-B

INDEX

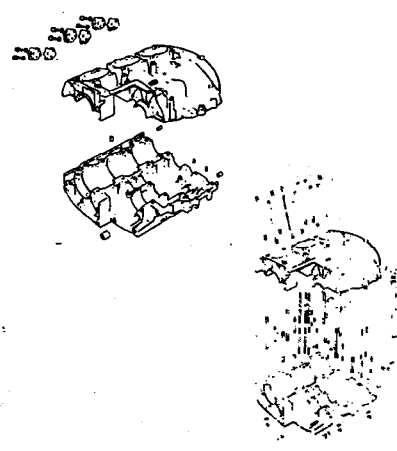
1. Cylinder Head, Cylinder Page 1



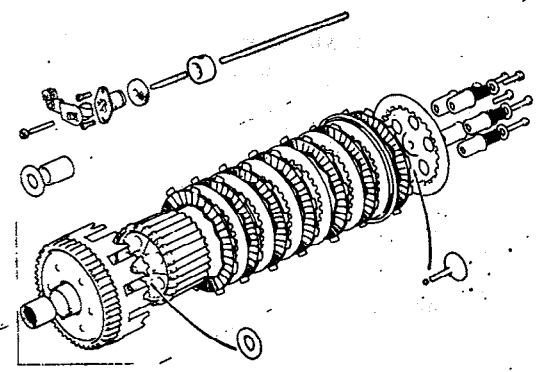
3. Piston, Crankshaft Page 5



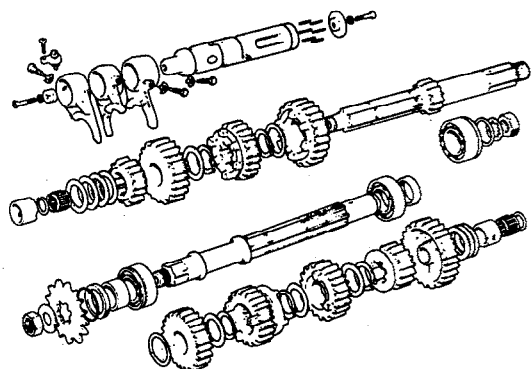
2. Crankcase Page 3



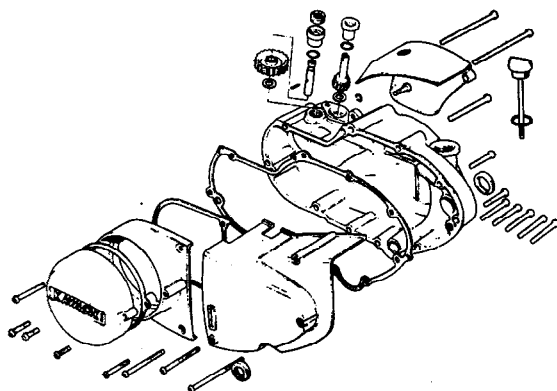
4. Clutch Page 7



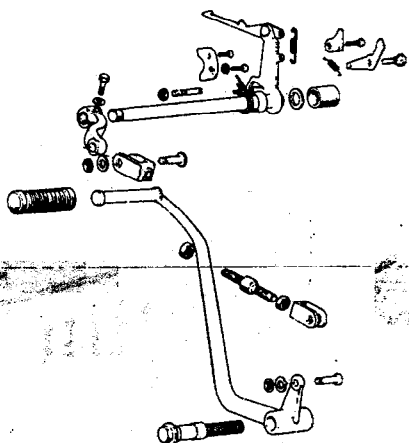
5. Transmission Gears Page 9



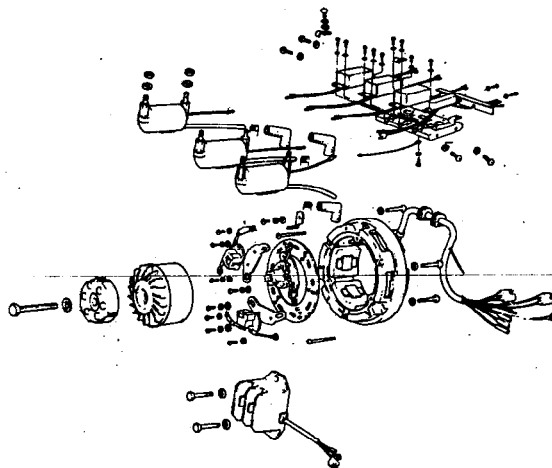
8. Engine Covers, Tachometer Page 17



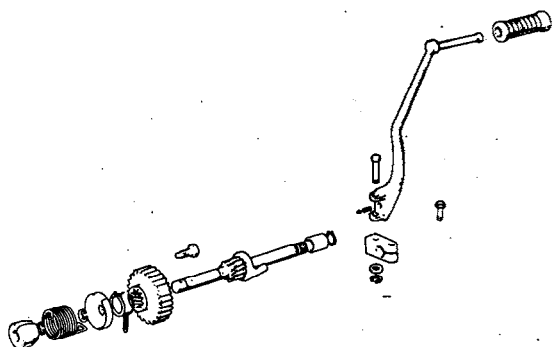
6. Gear Change..... Page 13



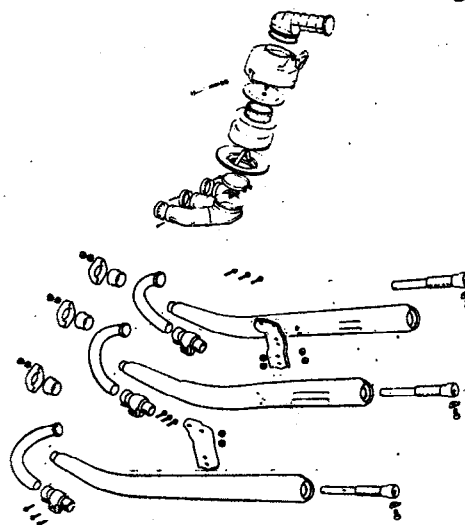
9. Electrical Equipments for Engine. . Page 19



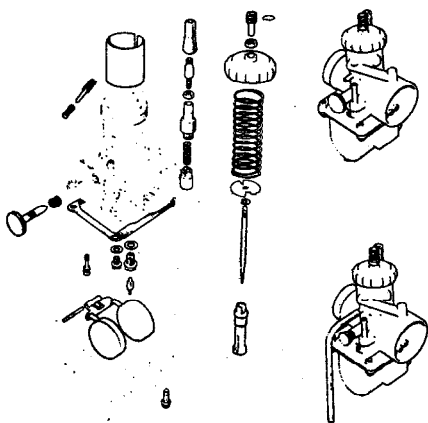
7. Kickstarter..... Page 15



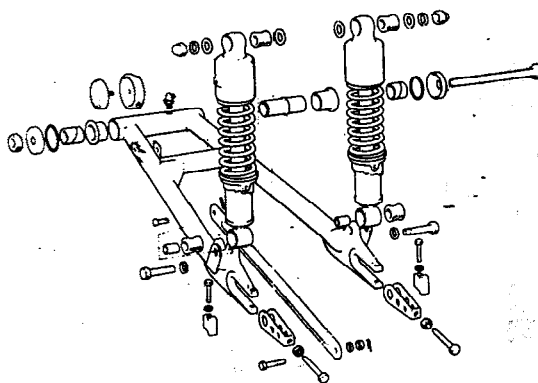
10. Air Cleaner, Mufflers Page 21



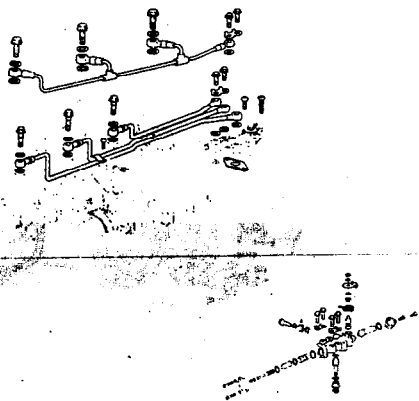
11. Carburetors Page 23



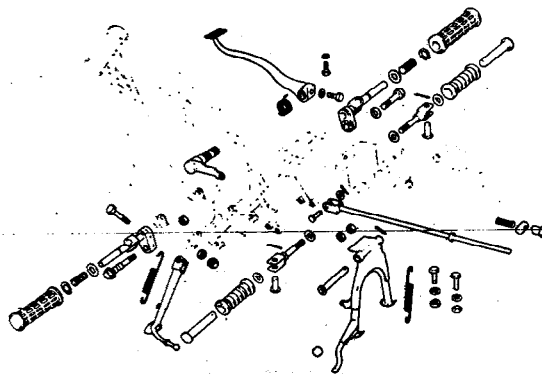
14. Swinging Arm, Rear Shock Absorbers Page 31



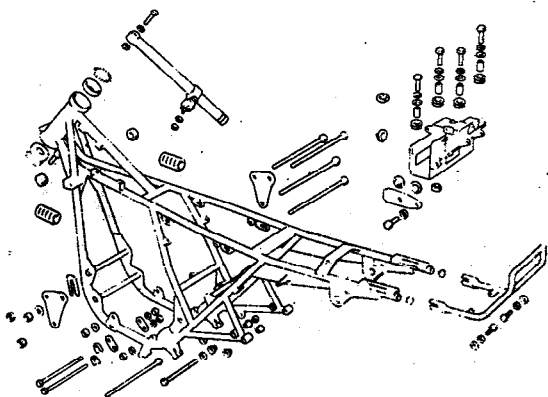
12. Oil Pump Page 25



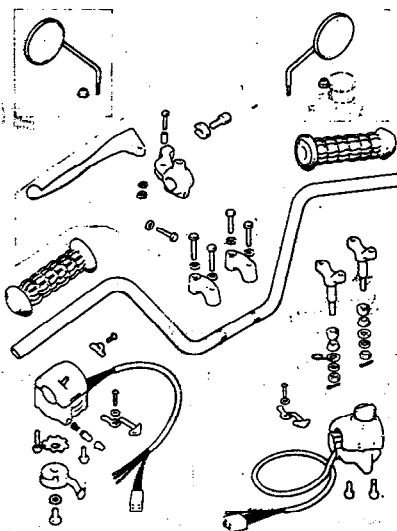
15. Footrests, Stands, Brake Pedal ... Page 33



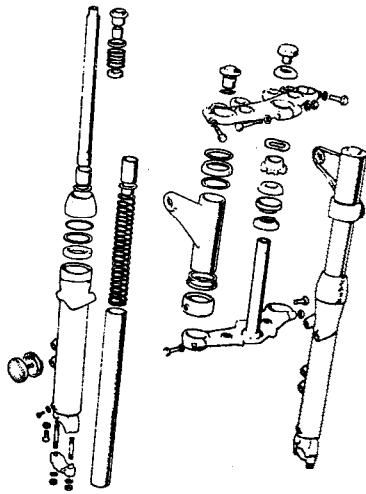
13. Frame Page 27



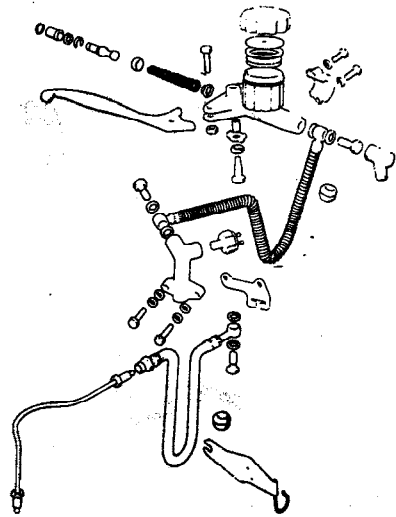
16. Handlebar, Grips Page 37



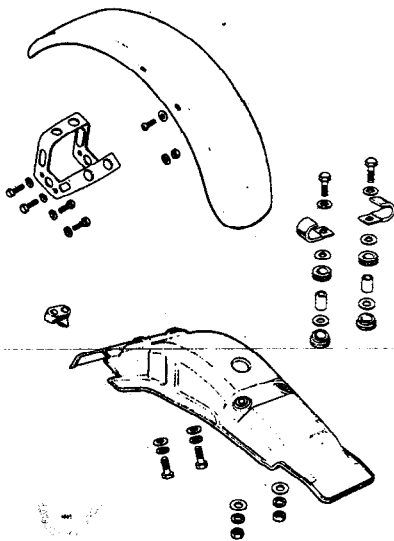
17. Front Fork..... Page 41



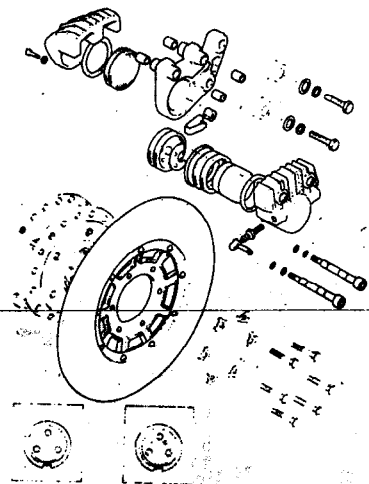
20. Disc Brake Equipments A Page 49



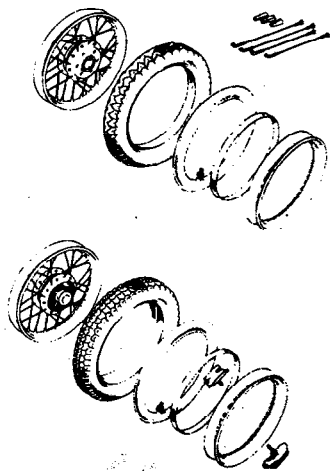
18. Fenders Page 45



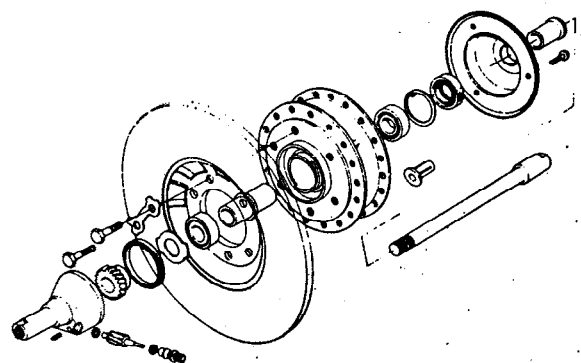
21. Disc Brake Equipments B Page 51



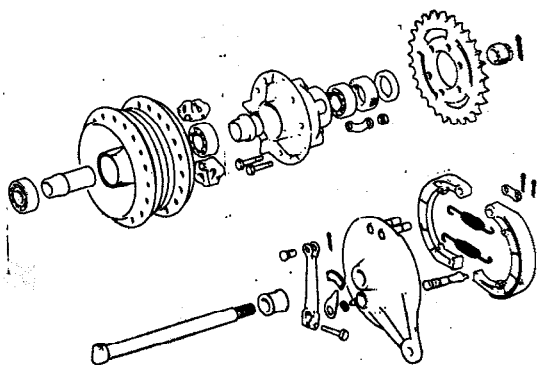
19. Tires, Rims..... Page 47



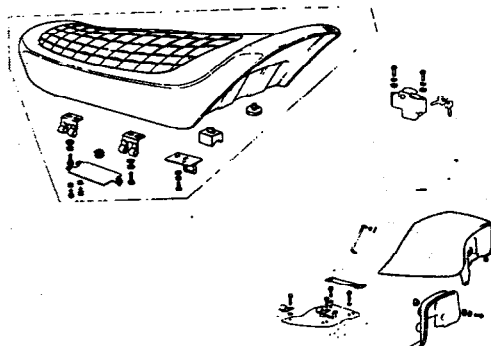
22. Front Hub Page 53



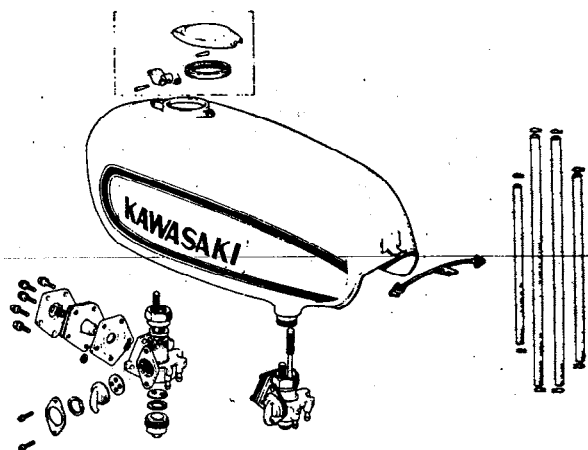
23. Rear Hub Page 55



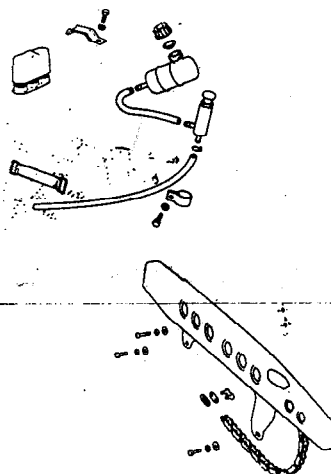
26. Dual Seat Page 61




24. Fuel Tank Page 57



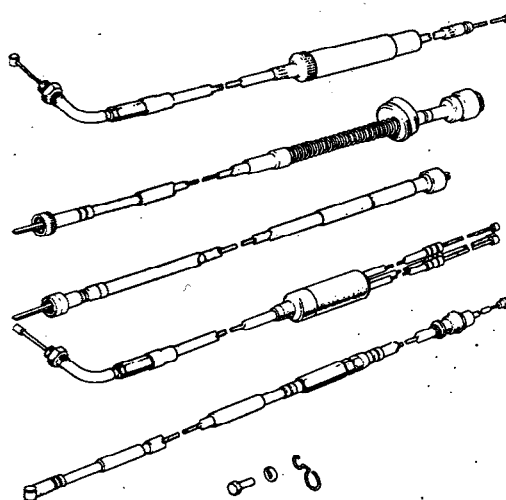
27. Chain Cover, Chain Oiler Page 65



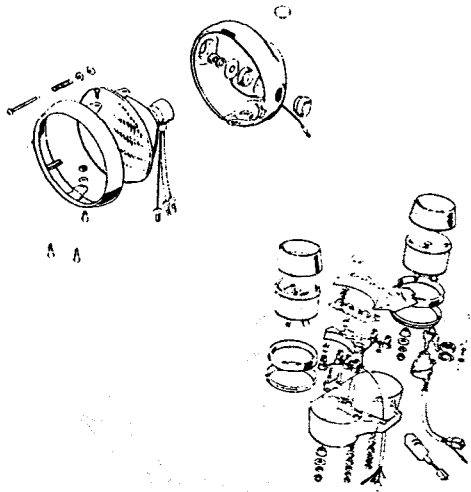
25. Oil Tank, Side Covers Page 59



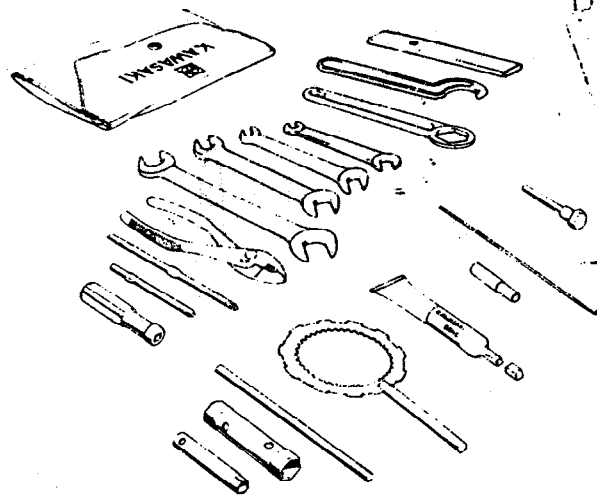
28. Cables Page 67



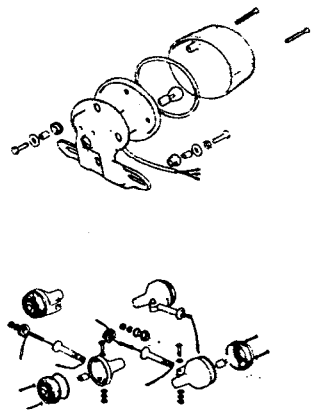
29. Electrical Equipments A Page 69



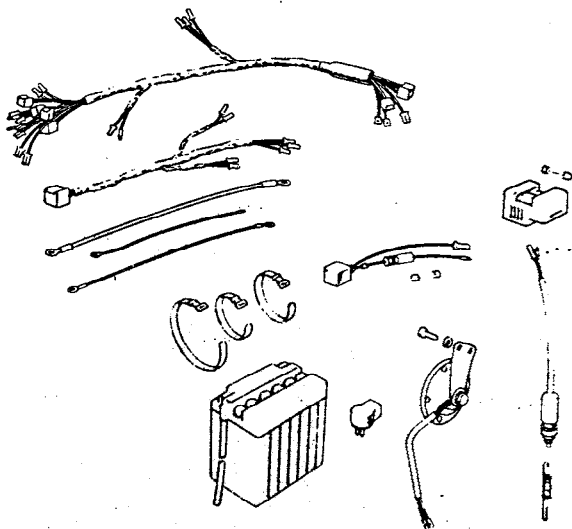
32. Tools Page



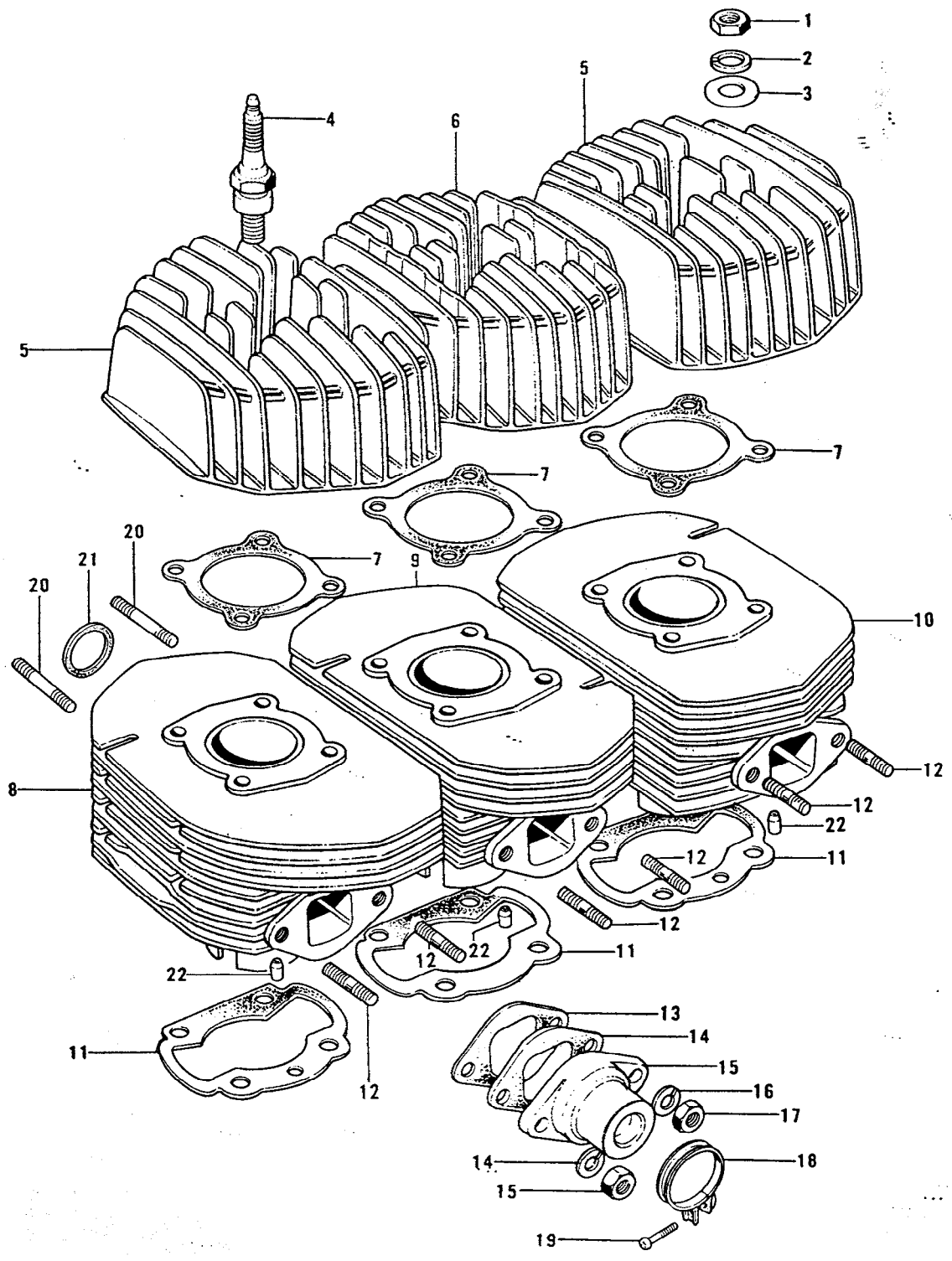
30. Electrical Equipments B Page 73



31. Electrical Equipments C Page 75



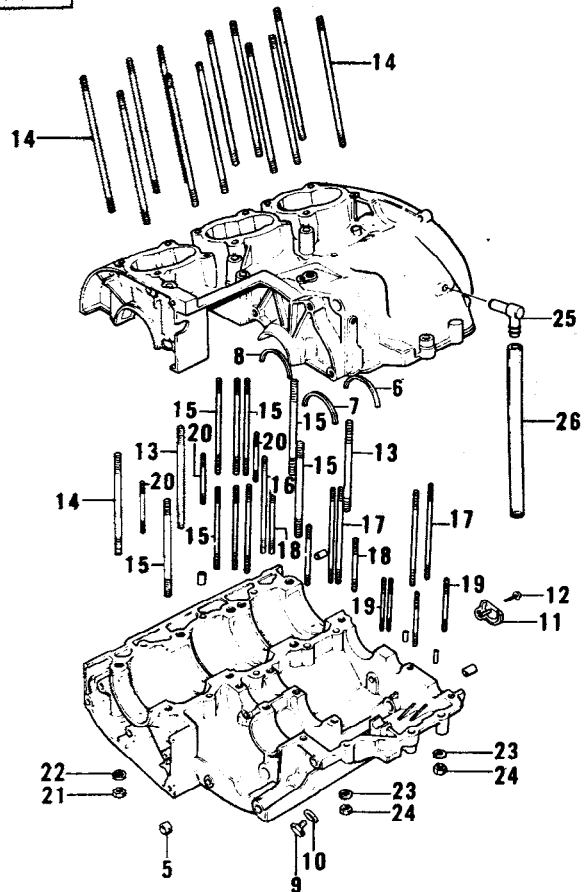
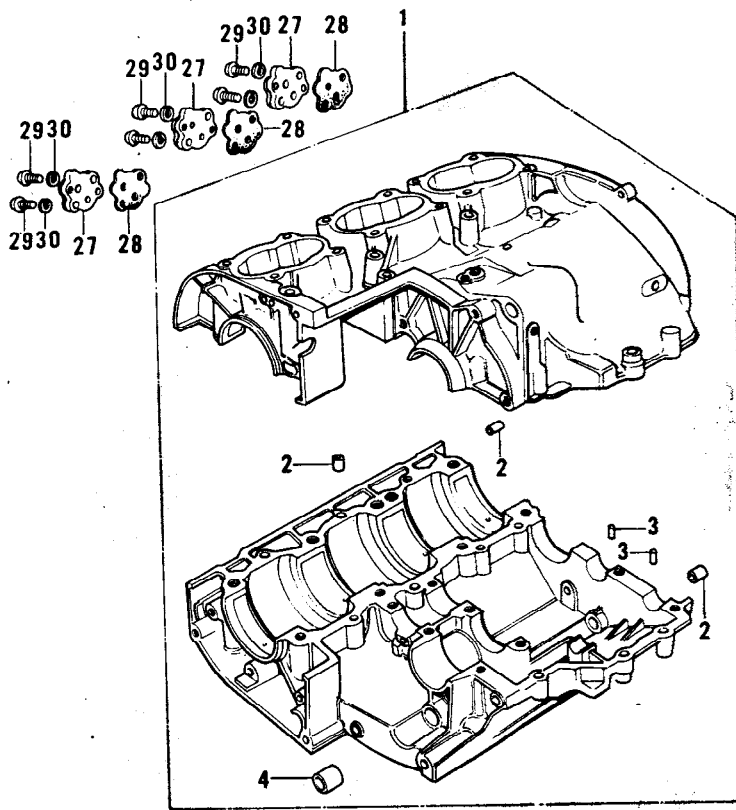
1. Cylinder Head, Cylinder



1. Cylinder Head, Cylinder

Ref. No.	Part No.	Part Name	Quantity	Remarks
1	92015-049	NUT, 10 m/m	12	
2	461E1400	WASHER, spring, 14 m/m	12	
3	410B1400	WASHER, plain, 14 m/m	12	
4	92070-036	SPARK PLUG, NGK B-9HS	3	
5	11001-096-2H	CYLINDER HEAD, L.H. & R.H.	2	Barrel
6	11001-097-2H	CYLINDER HEAD, CENTER	1	Barrel
7	11004-049	GASKET, cylinder head	3	
8	11005-128-2H	CYLINDER, L.H. Barrel	1	WITH92062-008
9	11005-129-2H	CYLINDER, CENTER Barrel	1	WITH92062-008
10	11005-130-2H	CYLINDER, R.H. Barrel	1	WITH92062-008
11	11009-028	GASKET, cylinder base	3	
12	172G0816	STUD, 8 x 16	6	
13	16062-016	GASKET, air inlet	3	
14	16061-014	INSULATOR, heat	3	
15	16060-013	INLET PIPE	3	
16	460E0800	WASHER, spring	6	
17	310B0800	NUT, 8 m/m	6	
18	92037-061	CLAMP, air inlet pipe	3	
19	220B0535A	SCREW, pan head, 5 x 35	3	
20	172G0825	STUD, 8 x 25	6	
21	18067-008	GASKET, exhaust pipe	3	
22	92062-008	NOZZLE	3	

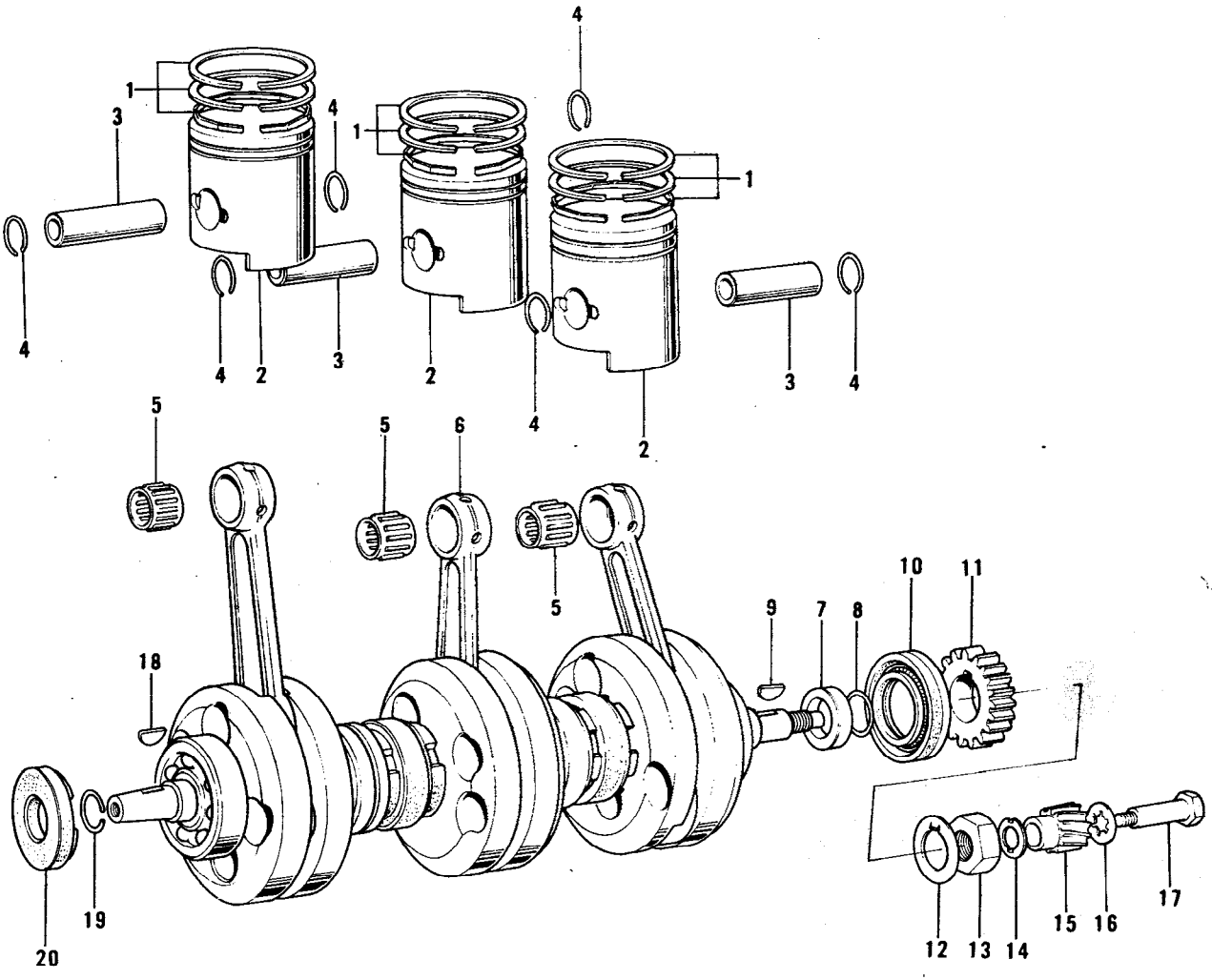
2. Crankcase



2. Crankcase

Ref. No.	Part No.	Part Name	Quantity	Remarks
1	14001-063	CRANKCASE SET	1	
2	552A1014	PIN, dowel, 10 x 14	4	
3	92042-016	PIN, dowel, 6 m/m	4	
4	92028-071	BUSHING, change pedal shaft	1	
5	92049-004	OIL SEAL, SB11205	1	
6	14013-012	RING, crank posioning	1	W=2.8 ϕ
7	14013-004	RING, bearing setting	1	W=2.4 ϕ
8	14013-013	RING, bearing setting	1	W=2.4 ϕ
9	92067-001	PLUG, oil drain	1	
10	92065-011	GASKET, oil drain plug	1	
11	14015-001	RECEIVER, oil	1	
12	221B0616	SCREW, countersunk head, 6 x 16	1	
13	172G1090	STUD, 10 x 90	2	
14	172G1075	STUD, 10 x 75	14	
15	172G1060	STUD, 10 x 60	8	
16	172G0680	STUD, 6 x 80	1	
17	172G0675	STUD, 6 x 75	4	
18	172G0650	STUD, 6 x 50	3	
19	172G0635	STUD, 6 x 35	4	
20	172G0630	STUD, 6 x 30	3	
21	316B1000	NUT, 10 m/m	12	
22	460E1000	WASHER, spring, 10 m/m	12	
23	461E0600	WASHER, spring, 6 m/m	21	
24	310B0600	NUT, 6 m/m	15	
25	14069-003	BREATHER	1	
26	92059-061	PIPE, breather	1	
27	16128-008	VALVE, check	3	
28	14051-003	GASKET, check valve	3	
29	220B0620	SCREW, pan head, 6 x 20	6	
30	461E0600	WASHER, spring, 6 m/m	12	

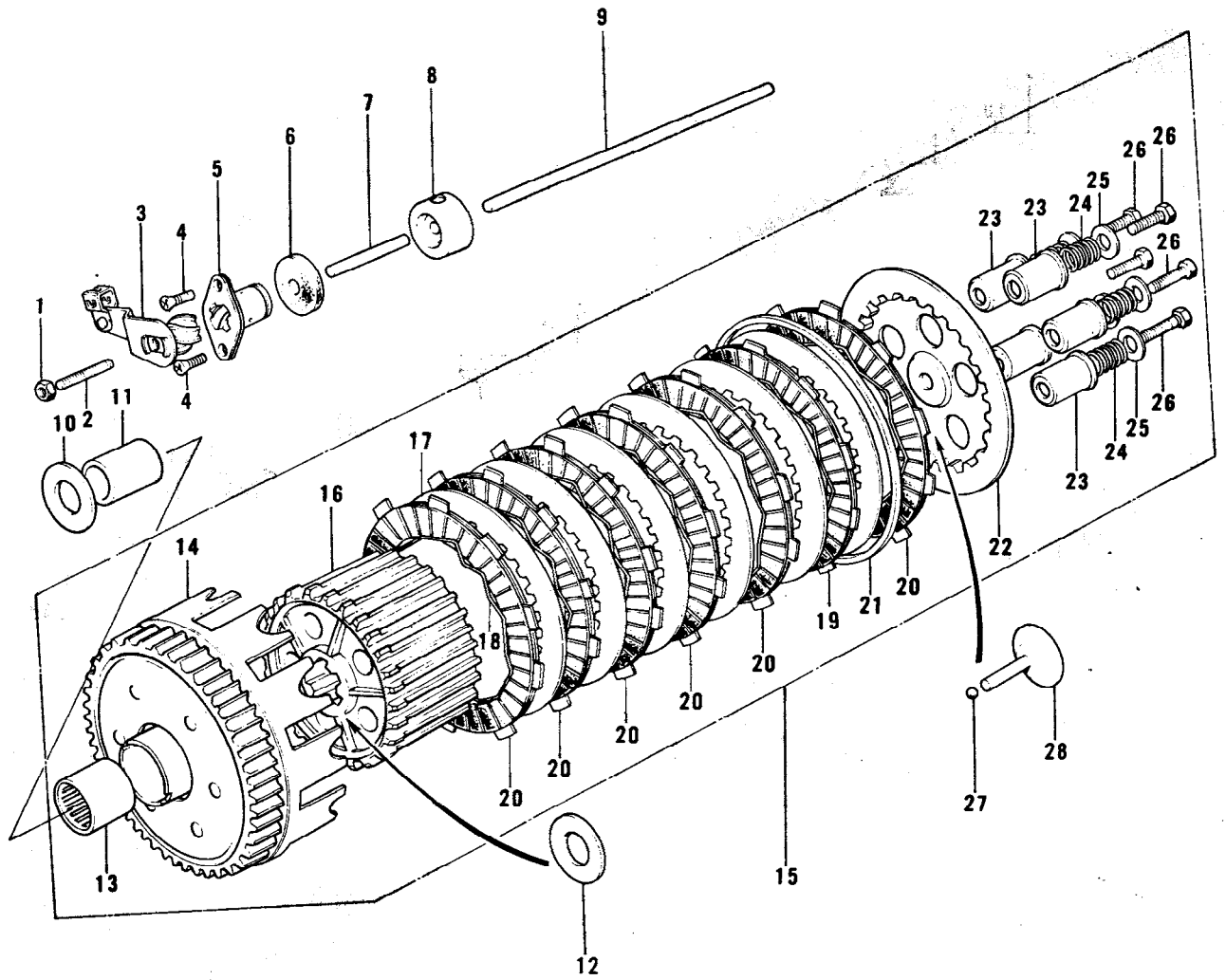
3. Piston, Crankshaft



3. Piston, Crankshaft

Ref. No.	Part No.	Part Name	Quantity	Remarks
1	13008-034	RING SET, STD	1 x 3	
	13025-039	RING SET, 0.020' O/S		
	13024-042	RING SET, 0.040' O/S		
2	13001-050	PISTON, STD	1 x 3	
	13029-051	PISTON, 0.020' O/S		
	13027-049	PISTON, 0.040' O/S		
3	13002-020	PIN, piston	1 x 3	
4	92036-004	CIRCLIP, piston pin	2 x 3	
5	13033-027	BEARING, small end needle	1 x 3	71KTV012
6	13031-038	CRANK & CONROD ASSY	1	
7	92027-133	COLLAR, R.H. crankshaft	1	
8	670B3024	"O" RING, 24 m/m	1	
9	510A5100	WOODRUFF KEY	1	
10	92050-054	OIL SEAL, TCY36729	1	
11	13121-020	PINION, primary	1	32T
12	420B2014	WASHER, lock, 20 m/m	1	
13	92016-043	NUT, 20 m/m	1	
14	92024-032	WASHER, lock, 10 m/m	1	
15	16084-010	PINION, oil pump	1	
16	463H0600	WASHER, lock, 6 m/m	1	
17	92001-060	BOLT, oil pump pinion fitting	1	
18	92038-001	WOODRUFF KEY	1	
19	92036-019	CIRCLIP	1	
20	92050-053	OIL SEAL, TCY306210	1	

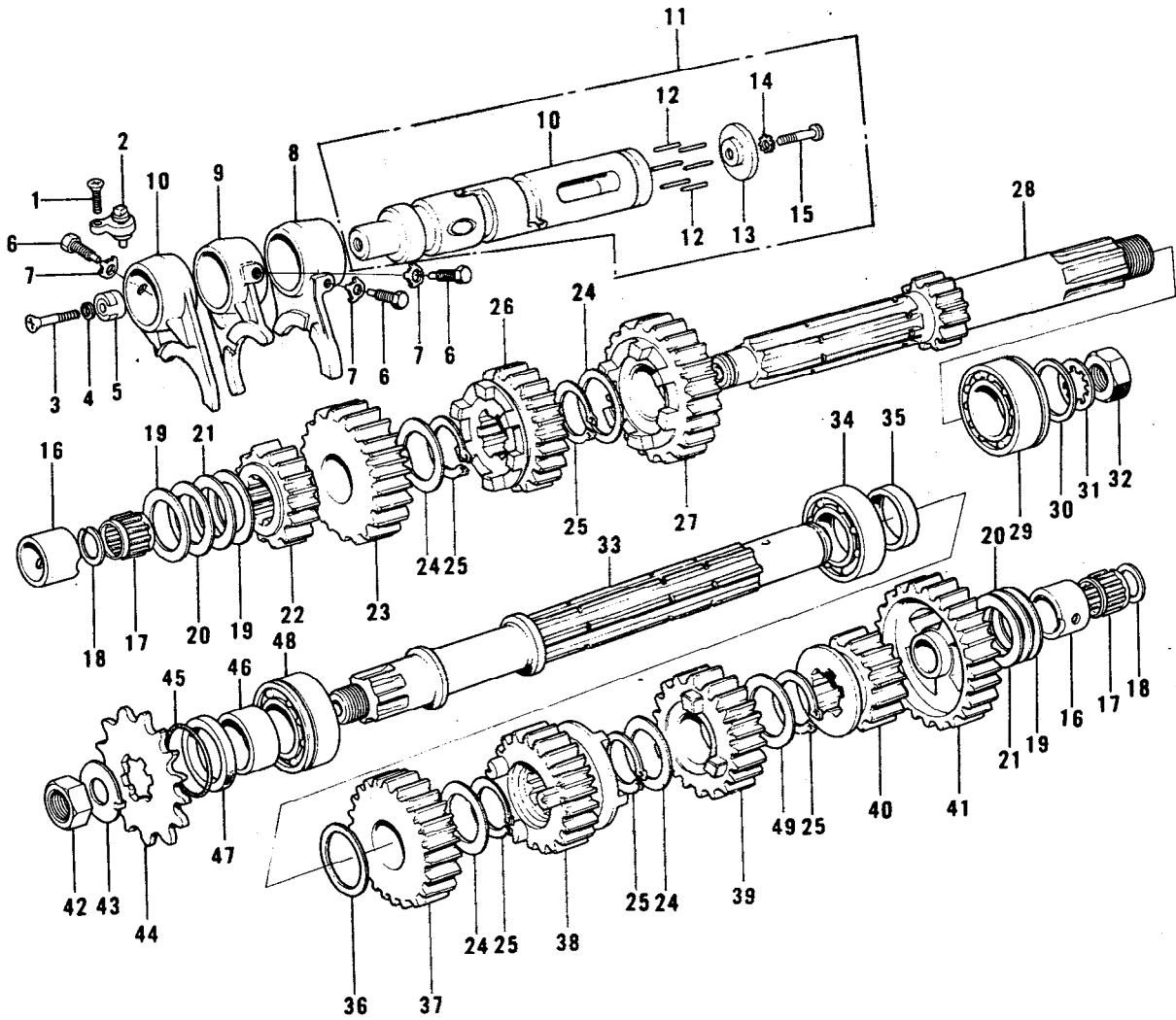
4. Clutch



4. Clutch

Ref. No.	Part No.	Part Name	Quantity	Remarks
1	311B0600	NUT, 6 m/m	1	
	310B0600	NUT, 6 m/m	ALT	
2	291Z0625	SCREW, slotted, 6 x 25	1	
3	13102-017	INNER, clutch release	1	
4	221B0616	SCREW, countersunk head, 6 x 16	2	
5	13118-008	OUTER, clutch release	1	
6	92050-025	OIL SEAL, SC7317	1	
7	13116-010	PUSH ROD, clutch	1	L=49m/m
8	92028-070	BUSHING, clutch push rod	1	
9	13116-009	PUSH ROD, clutch	1	L=167.5m/m
10	92022-186	WASHER, thrust	1	
11	92028-045	BUSHING, clutch	1	
12	92026-022	WASHER, clutch thrust	1	
13	92046-004	BEARING, needle	1	#TLA3030ZC
14	13095-029	HOUSING, clutch	1	
15	13081-073	CLUTCH ASSY	1	
16	13087-027	HUB, clutch	1	
17	13089-019	PLATE, clutch steel	6	
18	13229-001	RING, clutch steel	7	
19	13088-035	PLATE, clutch friction	1	
20	13088-034	PLATE, clutch friction	6	
21	13238-001	HOLDER, clutch housing	1	
22	13187-005	PLATE, clutch spring	1	
23	13092-005	GUIDE, clutch spring	5	
24	92081-100	SPRING, clutch	5	
25	13091-009	HOLDER, clutch spring	5	
26	110B0618	BOLT, hex head, 6 x 18	5	
27	600A1000	BALL, steel, 5/16"	1	
28	13116-011	PUSHER, clutch spring plate	1	

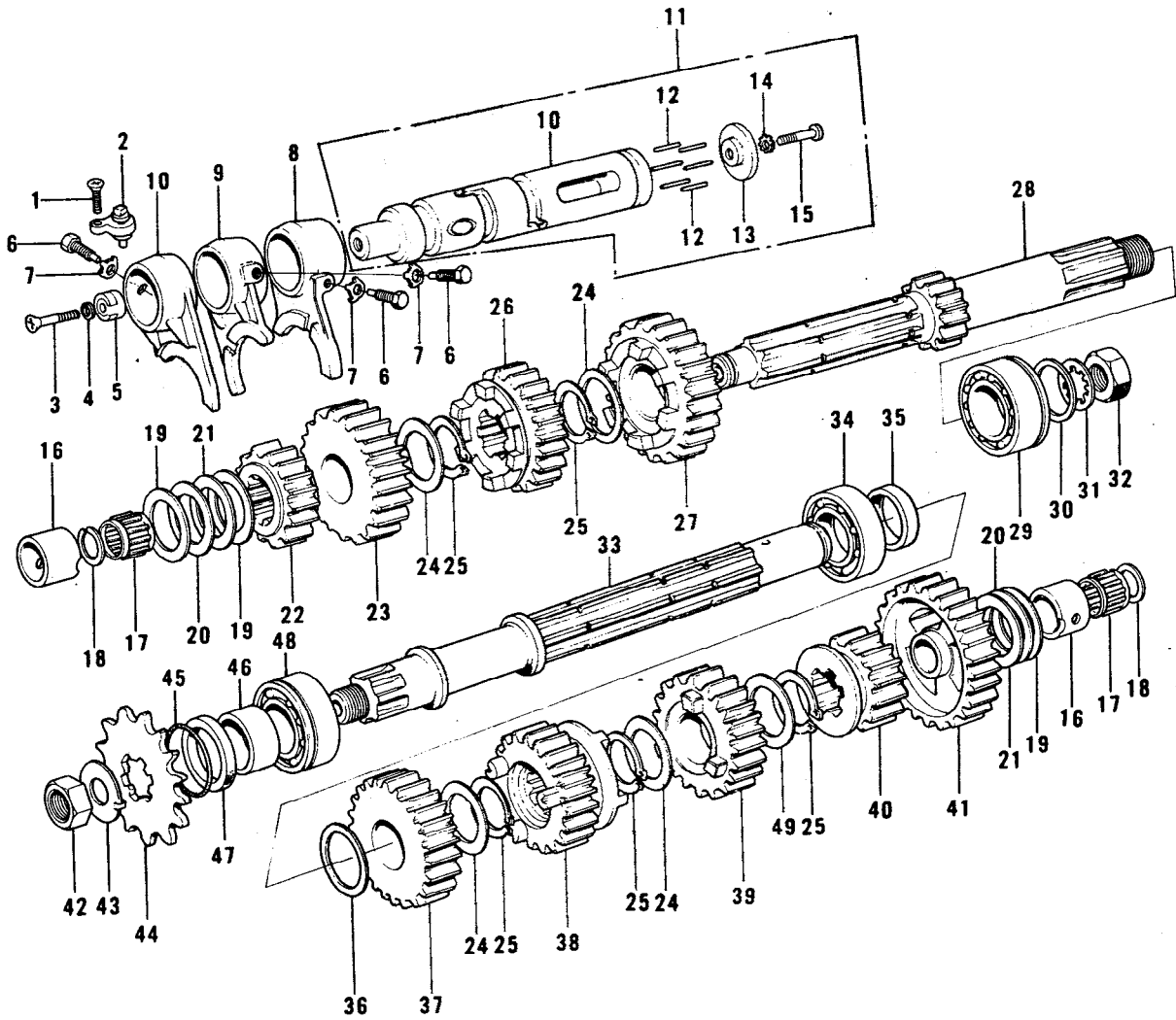
5. Transmission Gears (1/2)



5. Transmission Gears (1/2)

Ref. No.	Part No.	Part Name	Quantity	Remarks
1	221B0616	SCREW, countersunk head, 6 x 16	1	
2	13151-012	SWITCH ASSY, neutral indicator	1	
3	220B0625	SCREW, pan head, 6 x 25	1	
4	461F0600	WASHER, spring, 6 m/m	1	
5	13147-001	ROTOR, neutral indicator switch	1	
6	92043-016	PIN, selector fork guide	3	
7	92031-001	WASHER, lock, 10 m/m	3	
8	13140-047	FORK, selector, LOW	1	
9	13140-065	FORK, selector, 2ND & 3RD	1	
10	13140-048	FORK, selector, TOP	1	
11	13239-007	DRUM ASSY, gear change	1	
12	92042-014	PIN, gear change drum	6	
13	13142-004	PLATE, gear change drum pin	1	
14	464H0600	WASHER, lock, 6 m/m	1	
15	220B0614	SCREW, pan head, 6 x 14	1	
16	92028-073	BUSHING, drive shaft	2	
17	92046-010	BEARING, needle	2	KT202513
18	92033-015	CIRCLIP	2	
19	92022-112	WASHER, thrust t = 1.0 m/m	3	Steel
20	92022-144	WASHER, thrust t = 0.5 m/m	2	Steel
21	92022-113	WASHER, thrust, t = 1.0 m/m	2	Phospor -Bronze
22	13130-027	2ND GEAR, drive shaft	1	19T
23	13134-011	4TH GEAR, drive shaft	1	25T
24	92022-161	WASHER, lock, 25 m/m	4	
25	92033-026	CIRCLIP, 24 m/m	5	
26	13132-025	3RD GEAR, drive shaft	1	18T
27	13136-035	TOP GEAR, drive shaft	1	21T
28	13127-033	SHAFT, drive	1	12T
29	92045-010	BEARING, ball, #6205N	1	
30	92022-114	WASHER, thrust	1	
31	463G2000	WASHER, lock, 20 m/m	1	
32	92016-043	NUT, 20 m/m	1	
33	13128-020	SHAFT, output	1	
34	601B6005	BEARING, ball, #6005	1	
35	92027-052	COLLAR	1	

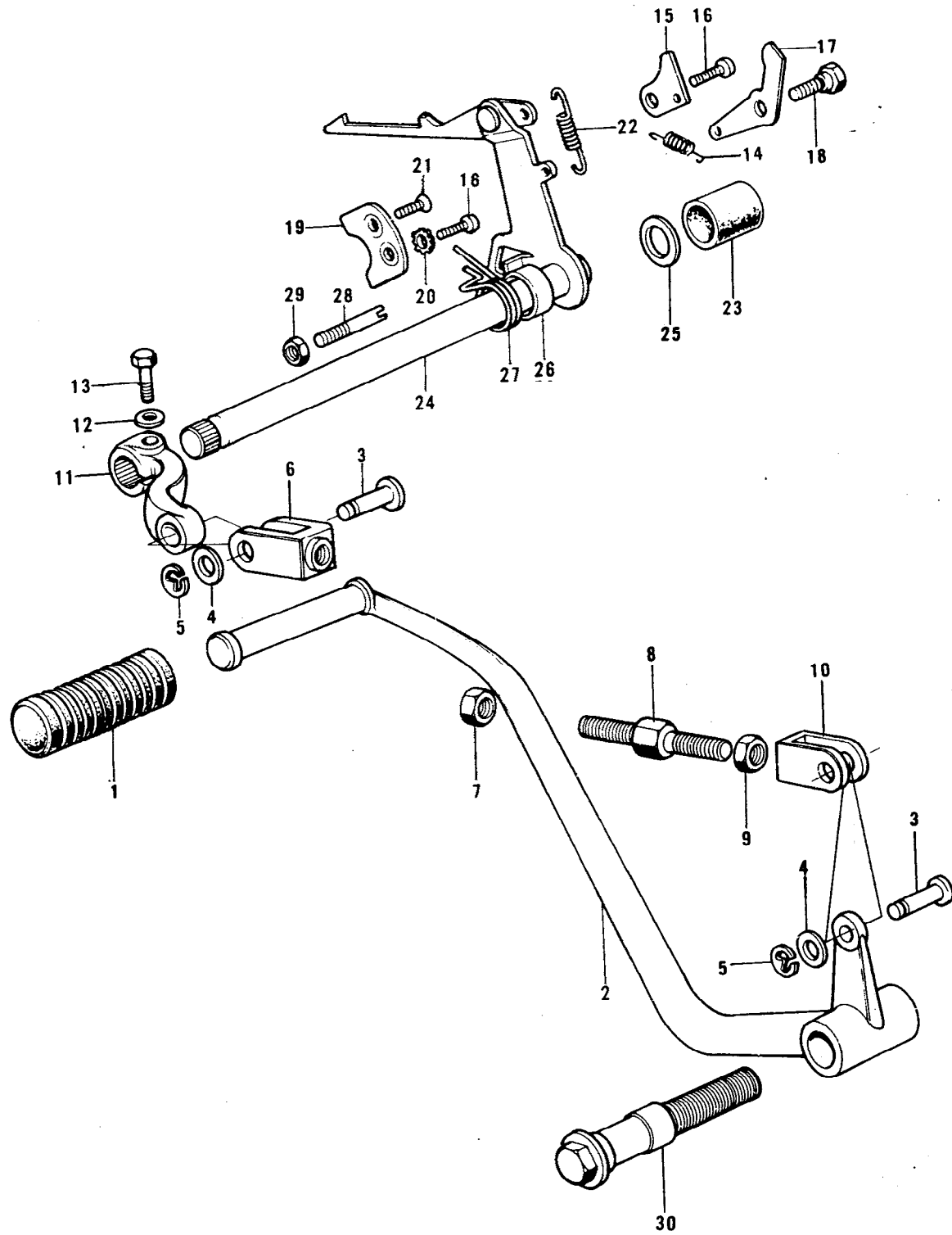
5. Transmission Gears (1/2)



5. Transmission Gears (2/2)

Ref. No.	Part No.	Part Name	Quantity	Remarks
36	92022-225	WASHER, thrust, t = 0.5 m/m	2	
37	13131-033	2ND GEAR, output shaft	1	28T
38	13135-015	4TH GEAR, output shaft	1	23T
39	13133-024	3RD GEAR, output shaft	1	20T
40	13137-019	TOP GEAR, output shaft	1	17T
41	13129-036	LOW GEAR, output shaft	1	26T
42	92015-019	NUT, 18 m/m	1	
43	92024-006	WASHER, lock, 18 m/m	1	
44	13144-030	ENGINE SPROCKET, 15T	1	STD
	13144-036	ENGINE SPROCKET, 16T		} Option
	13144-035	ENGINE SPROCKET, 14T		
45	92055-035	"O" RING, output shaft	1	
46	92026-027	SPACER, engine sprocket	1	
47	92050-024	OIL SEAL, SC325211	1	
48	92045-020	BEARING, ball, #6305N	1	
49	92024-033	WASHER, lock	1	

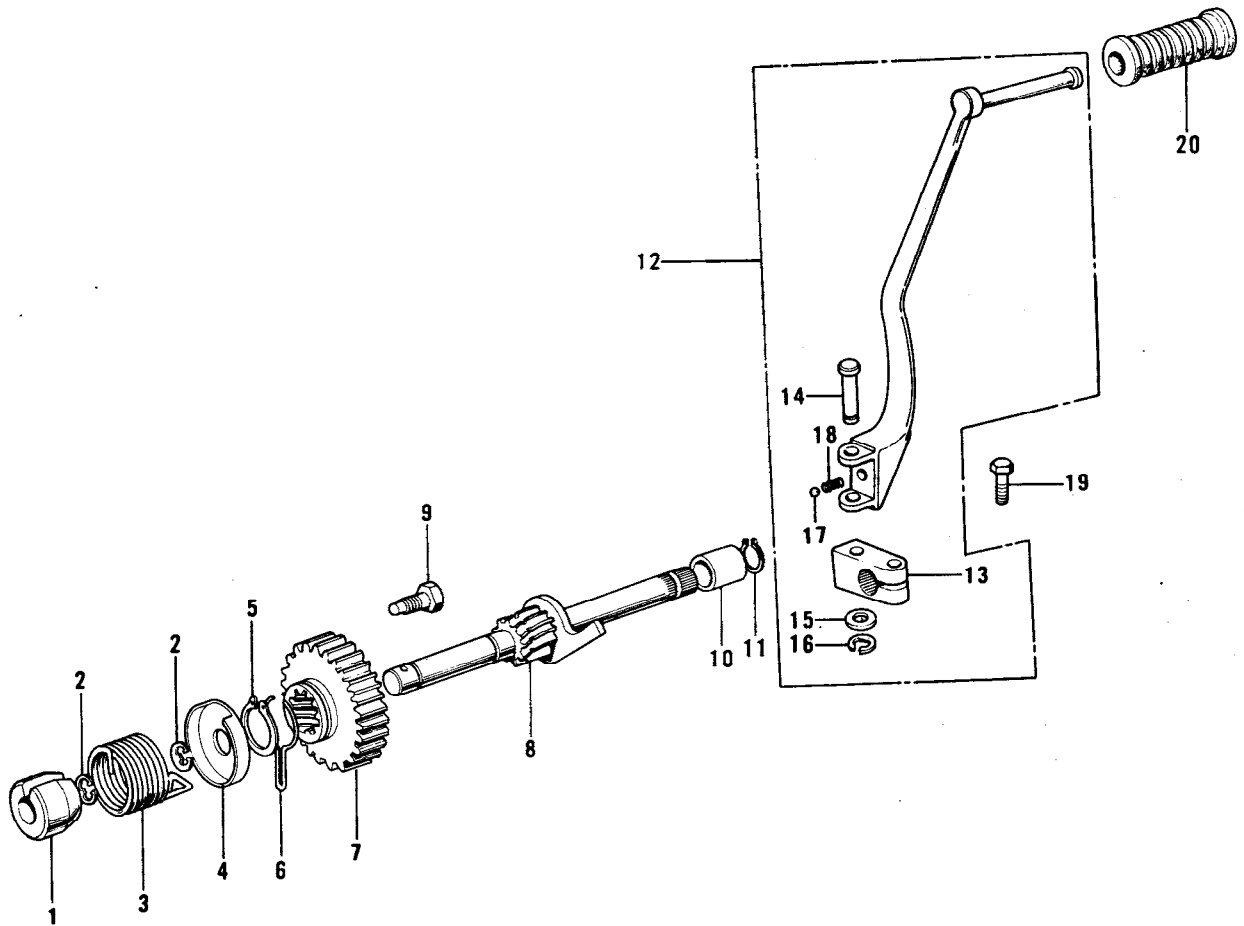
6. Gear Change



6. Gear Change

Ref. No.	Part No.	Part Name	Quantity	Remarks
1	13157-004	RUBBER, gear change pedal	1	
2	13156-039	PEDAL, gear change	1	
3	92043-069	PIN, joint	2	
4	92022-203	WASHER, plain, 8 m/m	2	
5	482K5000	CIRCLIP, 5 m/m	2	
6	13159-008	JOINT (counterclock wise-thread)	1	
7	92017-010	NUT, 8 m/m (counterclock wise-thread)	1	
8	92003-072	ROD	1	
9	318N0800	NUT, 8 m/m	1	
10	13159-007	JOINT (clockwise-thread)	1	
11	13158-011	LEVER, gear change	1	
12	461E0800	WASHER, spring, 8 m/m	1	
13	110B0822	BOLT, hex head, 8 x 22	1	
14	92081-024	SPRING, gear change drum lever	1	
15	13170-004	PLATE, change drum lever	1	
16	220B0616	SCREW, pan head, 6 x 16	2	
17	13168-012	LEVER, gear change drum	1	
18	92001-012	BOLT, gear change drum	1	
19	13169-005	PLATE, gear change drum	1	
20	464H0600	WASHER, lock, 6 m/m	1	
21	212B0616	SCREW, countersunk head, 6 x 16	1	
22	92081-011	SPRING, gear change lever	1	
23	13080-004	CAP, rubber	1	
24	13161-035	LEVER ASSY, gear change	1	
25	92026-068	SPACER	1	
26	92027-121	COLLAR, change lever bors	1	
27	92083-002	SPRING, change pedal return	1	
28	92043-009	PIN, change pedal return spring	1	
29	312B0800	NUT, 8 m/m	1	
30	92003-117	BOLT, gear change pedal fitting	1	

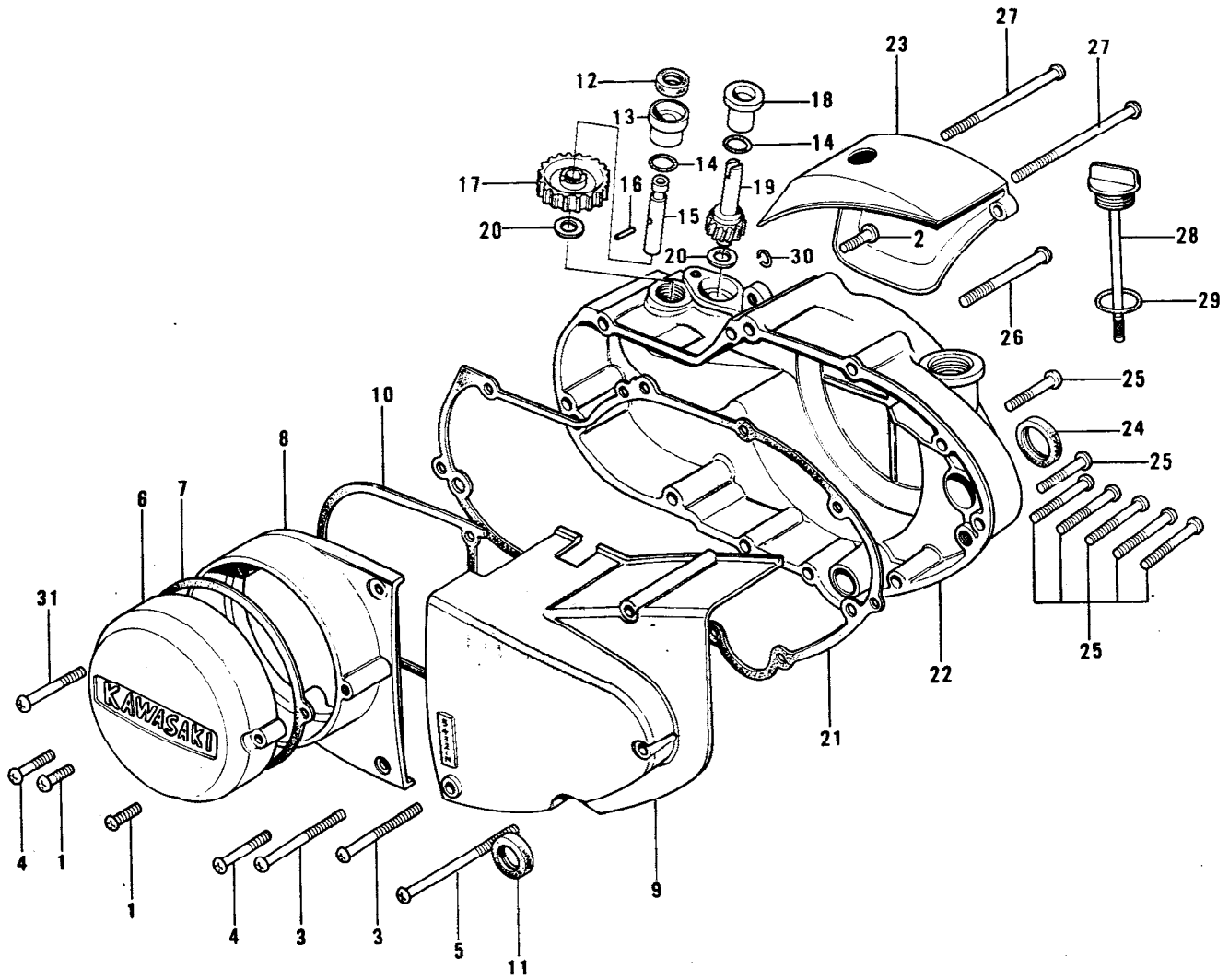
7. Kickstarter



7. Kickstarter

Ref. No.	Part No.	Part	Part Name	Quantity	Remarks
1	13070-001	GUIDE,	kickstarter spring	1	
2	482J0100	CIRCLIP,	10 m/m	2	
3	92081-021	SPRING,	kickstarter	1	
4	13071-003	PLATE,	kick spring holder	1	
5	480J2600	CIRCLIP,	26 m/m	1	
6	13077-002	HOLDER,	kickstarter gear	1	
7	13068-023	GEAR,	kickstarter	1	13T & 24T
8	13245-007	SHAFT,	kickstarter	1	
9	13072-013	STOPPER,	kickstarter	1	
10	92028-111	BUSHING,	kick shaft	1	
11	92033-015	CIRCLIP		1	
12	13058-032	PEDAL,	kickstarter	1	
13	13061-010	BOSS,	kickstarter pedal	1	
14	92043-081	PIN,	kickstarter pedal	1	
15	410B0800	WASHER,	plain, 8 m/m	1	
16	482K5000	CIRCLIP,	5 m/m	1	
17	600A0800	BALL,	steel, 1/4"	1	
18	92081-020	SPRING,	kickstarter pedal	1	
19	92001-110	BOLT,	kickstarter pedal	1	
20	13063-004	RUBBER,	kickstarter pedal	1	

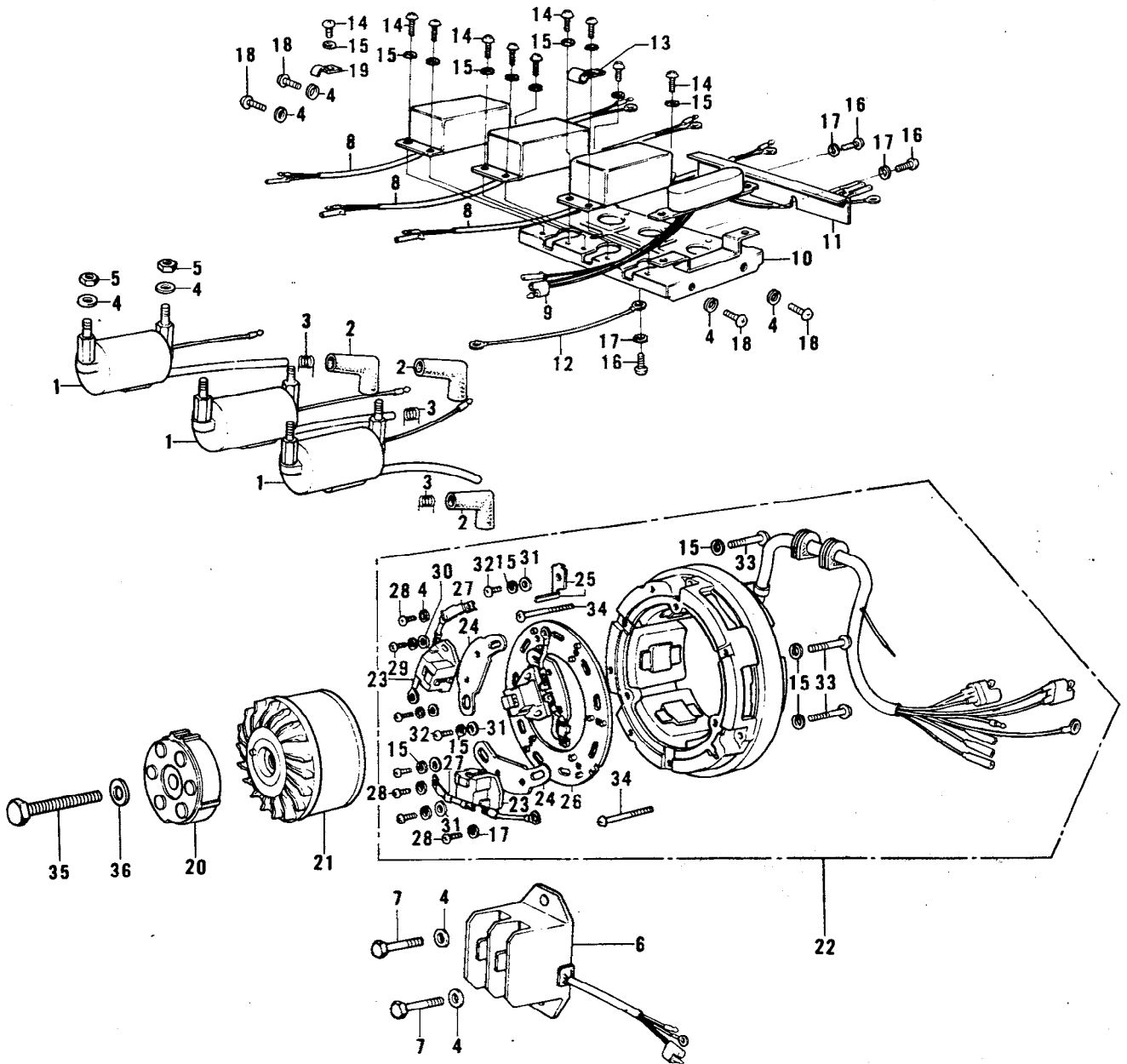
8. Engine Covers, Tachometer



8. Engine Covers, Tachometer

Ref. No.	Part No.	Part Name	Quantity	Remarks
1	220B0620	SCREW, pan head, 6 x 20	2	
2	220B0625	SCREW, pan head, 6 x 25	1	
3	220B0655	SCREW, pan head, 6 x 55	2	
4	220B0635	SCREW, pan head, 6 x 35	2	
5	220B0685	SCREW, pan head, 6 x 85	1	
6	14027-016-80	COVER, contact breaker	1	Buff Finish
7	14050-008	GASKET, contact breaker cover	1	
8	14031-049-80	COVER, L.H. engine	1	Buff Finish
9	14026-024-80	COVER, chain case	1	Buff Finish
10	14045-012	GASKET, L.H. engine cover	1	
11	92049-004	OIL SEAL, SB11205	1	
12	92054-004	OIL SEAL, VC7144	1	
13	92028-075	BUSHING, tachometer	1	
14	92055-025	"O" RING	2	
15	13226-004	SHAFT, tachometer	1	
16	92042-015	PIN, dowel	1	
17	13224-005	GEAR, tachometer	1	35T
18	92028-074	BUSHING, oil pump gear	1	
19	16085-011	GEAR, oil pump	1	
20	92026-026	WASHER, thrust	2	
21	14046-021	GASKET, R.H. engine cover	1	
22	14032-098-80	COVER, R.H. engine	1	Buff Finish
23	14030-033-80	COVER, oil pump	1	Buff Finish
24	92049-012	OIL SEAL, SB20285	1	
25	220B0630	SCREW, pan head, 6 x 30	7	
26	220B0660	SCREW, pan head, 6 x 60	1	
27	220B06100	SCREW, pan head, 6 x 100	2	
28	16115-002	PLUG, oil filler	1	
29	670B2020	"O" RING, 20 m/m	1	
30	482K4000	CIRCLIP, 4 m/m	1	
31	220B0645	SCREW, pan head, 6 x 45	1	

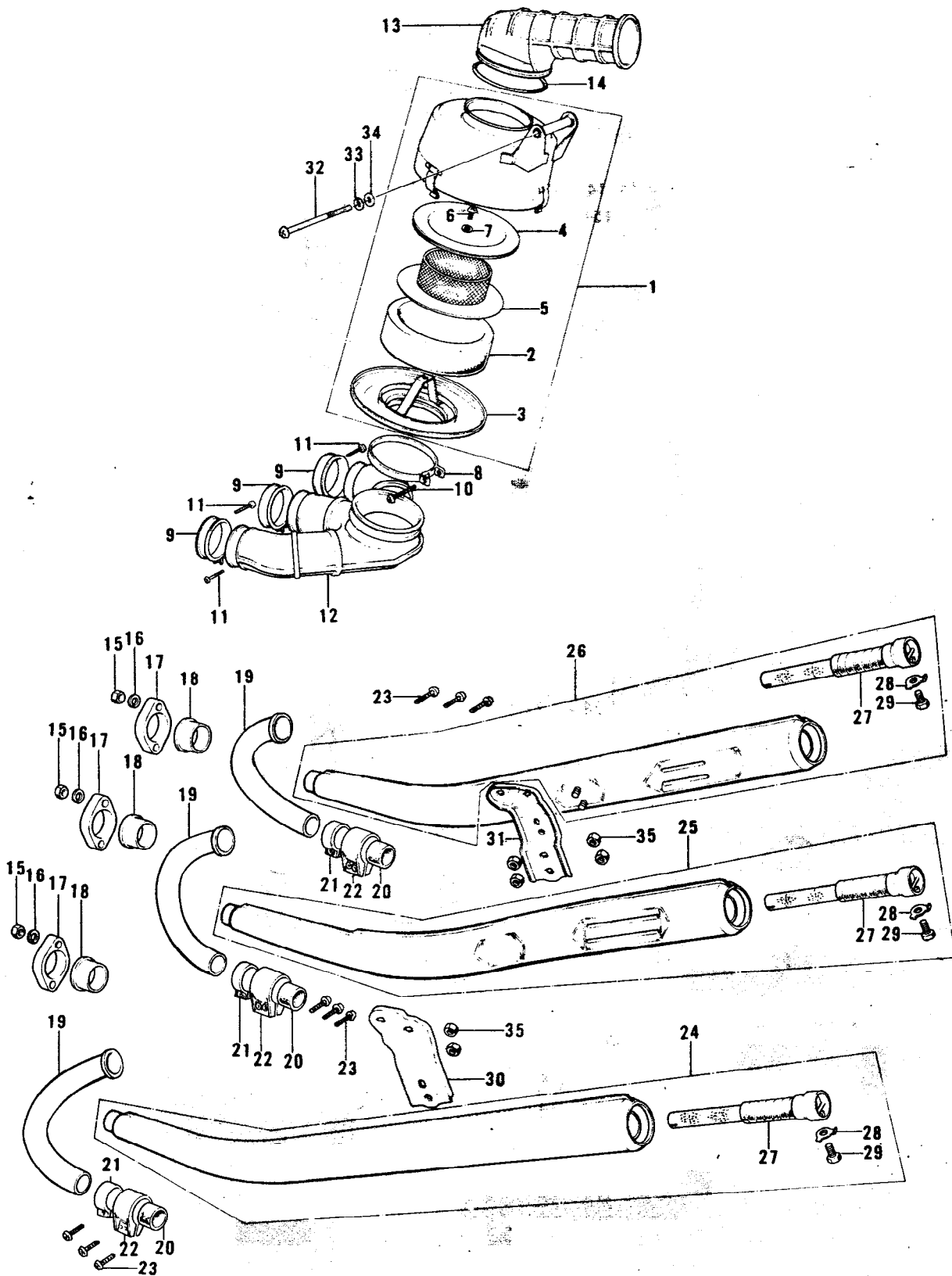
9. Electrical Equipments for Engine



9. Electrical Equipments for Engine

Ref. No.	Part No.	Part Name	Quantity	Remarks
1	21121-064	COIL, ignition	3	
2	21130-009	CAP, spark plug	3	
3	92101-001	SPRING, spark plug cap	3	
4	461F0600	WASHER, spring, 6 m/m	12	
5	310B0600	NUT, 6 m/m	6	
6	21072-008	REGULATOR, voltage	1	
7	110B0620	BOLT, hex head, 6 x 20	2	
	116B0620	BOLT, hex head, 6 x 20	ALT	
8	21119-012	IGNITION UNIT A	3	
9	21120-005	IGNITION UNIT B	1	
10	21155-003	PLATE, ignition unit	1	
11	21155-004	PLATE	1	
12	21045-009	WIRE, lead	1	
13	21098-009	CLAMP	1	
14	220B0510A	SCREW, pan head, 5 x 10	17	
15	461F0500	WASHER, spring, 5 m/m	23	
16	220B0406A	SCREW, pan head, 4 x 6	3	
17	461F0400	WASHER, spring, 4 m/m	15	
18	92001-121	BOLT, hex head, 6 x 14	4	
19	92037-070	CLAMP, oil tank breather pipe	1	
20	21007-021	ROTOR, S.G.	1	
21	21007-022	ROTOR	1	
22	21076-011	YOKE ASSY	1	
23	21152-003	PICK UP	3	
24	21156-002	PLATE, pick up	3	
25	21020-002	POINTER, ignition timing	1	
26	21155-002	PLATE, yoke	1	
27	21098-008	CLAMP, lead, wire	3	
28	220B0408A	SCREW, pan head, 4 x 8	6	
29	220B0410A	SCREW, pan head, 4 x 10	6	
30	411B0400	WASHER, plain, 4 m/m	6	
31	411B0500	WASHER, plain, 5 m/m	9	
32	220B0512A	SCREW, pan head, 5 x 12	3	
33	220B0535A	SCREW, pan head, 5 x 35	3	
34	220B0540A	SCREW, pan head, 5 x 40	3	
35	110B0870	BOLT, hex head, 8 x 70	1	
36	461F0800	WASHER, spring, 8 m/m	1	

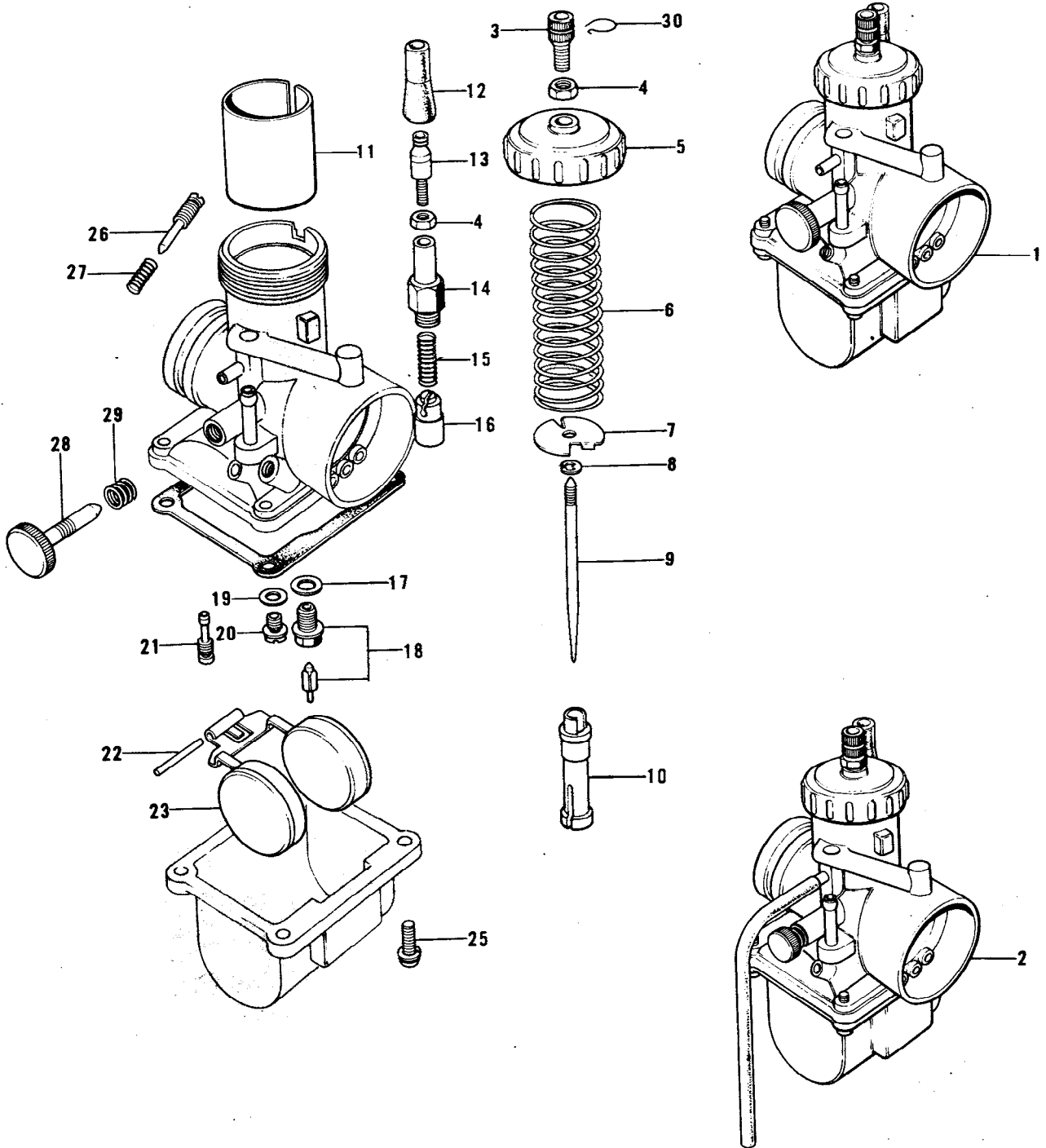
10. Air Cleaner, Mufflers



10. Air Cleaner, Mufflers

Ref. No.	Part No.	Part Name	Quantity	Remarks
1	11010-050	AIR CLEANER ASSY	1	
2	11013-033	ELEMENT, air cleaner	1	
3	11012-024	CAP, air cleaner, lower	1	
4	11012-025	CAP, air cleaner, upper	1	
5	11014-005	WIRE NET, air cleaner	1	
6	220B0612	SCREW, pan head, 6 x 12	1	
7	461F0600	WASHER, spring, 6 m/m	1	
8	92037-060	CLAMP, air cleaner	1	
9	92037-061	CLAMP, air cleaner	3	
10	220B0635	SCREW, pan head, 6 x 35	1	
11	220B0535A	SCREW, pan head, 5 x 35	3	
12	11015-032	PIPE, air inlet	1	
13	11016-005	SILENCER	1	
14	92081-102	SPRING, coil	1	
15	316B0800	NUT, 8 m/m	12	
16	461E0800	WASHER, spring, 8 m/m	12	
17	18069-049	HOLDER, exhaust pipe	3	
18	18070-011	INSERT, exhaust holder	3	
19	18049-102	PIPE, exhaust	3	
20	18043-010	CONNECTOR, muffler	3	
21	18044-005	CLAMP, muffler connector	3	
22	18044-006	HOLDER, muffler connector	3	
23	220B0630	SCREW, pan head, 6 x 30	9	
24	18001-143	MUFFLER ASSY, L.H.	1	
25	18001-144	MUFFLER ASSY, CENTER	1	
26	18001-145	MUFFLER ASSY, R.H.	1	
27	18033-056	BAFFLE TUBE	3	
28	92024-016	WASHER, lock, 6 m/m	3	
29	110B0612	BOLT, hex head, 6 x 12	3	
	116B0612	BOLT, hex head, 6 x 12	ALT	
30	18061-051	BRACKET, L.H. muffler	1	
31	18061-052	BRACKET, R.H. muffler	1	
32	220B06110	SCREW, pan head, 6 x 110	1	
33	461F0600	WASHER, spring, 6 m/m	1	
34	411B0600	WASHER, plain, 6 m/m	1	
35	310B0800	NUT, 8 m/m	6	

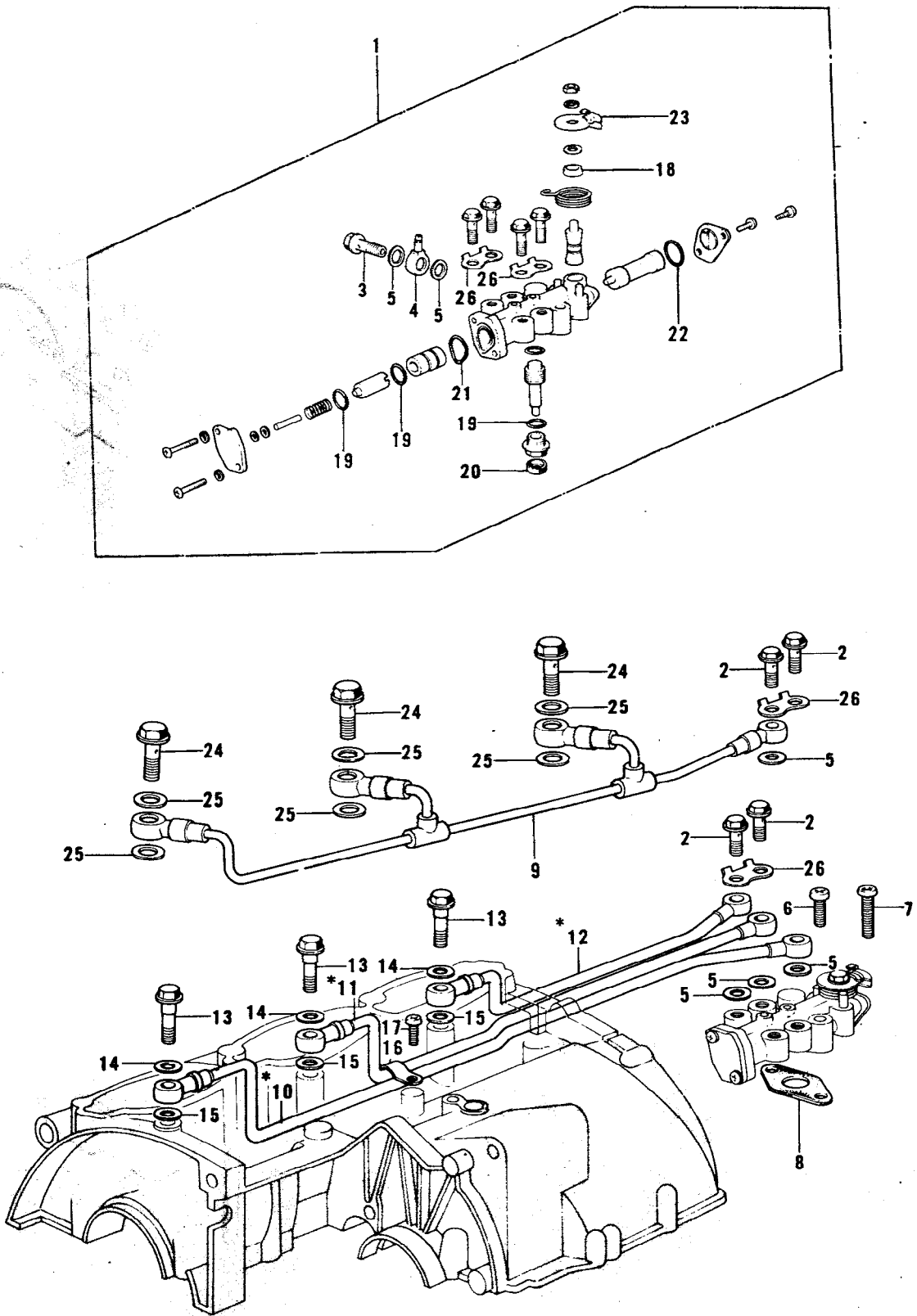
11. Carburetors



11. Carburetors

Ref. No.	Part No.	Part Name	Quantity	Remarks
1	16001-214	CARBURETOR ASSY, L.H. & CENTER	2	
2	16001-216	CARBURETOR ASSY, R.H.	1	
3	16002-011	ADJUSTER, throttle	1 x 3	
4	16003-006	NUT, cable adjuster lock	2 x 3	
5	16004-018	TOP, mixing chamber	1 x 3	
6	16006-021	SPRING, throttle value	1 x 3	
7	16007-017	SPRING SEAT, throttle value	1 x 3	
8	16008-004	CIRCLIP, jet needle	1 x 3	
9	16009-054	JET NEEDLE 5EJ15	1 x 3	
10	16017-063	NEEDLE JET 0-6	1 x 3	
11	16025-058	VALVE, throttle C.A. 2.5	1 x 3	
12	16036-007	CAP, cable adjuster	1 x 3	
13	16002-002	ADJUSTER, cable	1 x 3	
14	16012-008	CAP, starter plunger	1 x 3	
15	16013-003	SPRING, starter plunger	1 x 3	
16	16016-002	PLUNGER, starter	1 x 3	
17	16029-004	WASHER, float valve seat	1 x 3	
18	16030-005	FLOAT VALVE ASSY	1 x 3	
19	16034-001	WASHER, main jet	1 x 3	
20	92063-071	MAIN JET, # 102.5R	1 x 3	S.T.D.
	92063-063	MAIN JET, # 97.5R	1 x 3	
	92063-070	MAIN JET, # 100R	1 x 3	
	92063-072	MAIN JET, # 105R	1 x 3	
	92063-073	MAIN JET, # 107.5R	1 x 3	
21	92064-024	PILOT JET, # 40A	1 x 3	
22	16032-003	PIN, float	1 x 3	
23	16031-023	FLOAT	1 x 3	
24	16019-008	GASKET, float chamber	1 x 3	
25	16033-009	SCREW, float chamber fitting	4 x 3	
26	16014-006	SCREW, pilot air adjust	1 x 3	
27	16015-001	SPRING, pilot air adjust screw	1 x 3	
28	16021-015	SCREW, throttle stop	1 x 3	
29	16022-005	SPRING, throttle stop screw	1 x 3	
30	92036-018	CIRCLIP	3	

12. Oil Pump

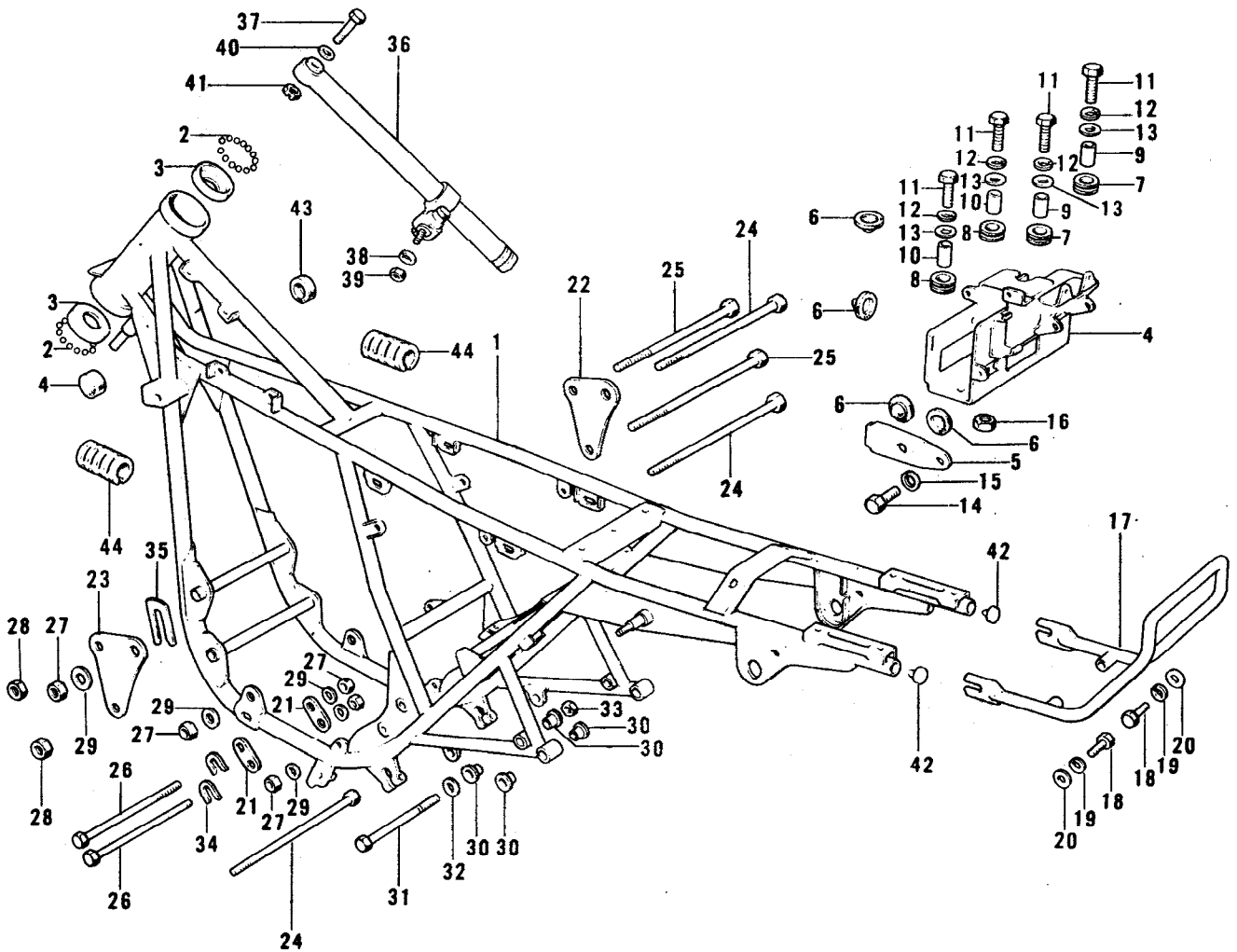


*Rev. 30 May 1974

12. Oil Pump

Ref. No.	Part No.	Part Name	Quantity	Remarks
1	16082-053	PUMP ASSY, oil	1	H2B-1
2	92060-008	BOLT, banjo	4	L=17.5m/m
3	92060-009	BOLT, banjo	1	L=24m/m
4	92061-015	CONNECTOR, banjo	1	
5	92022-077	GASKET, oil pump banjo	6	
6	220B0514A	SCREW, pan head, 5 x 14	1	
7	220B0528A	SCREW, pan head, 5 x 28	1	
8	16094-002	GASKET, oil pump	1	
9	16134-023	PIPE ASSY, oil	1	
10	16134-024	PIPE, oil, L.H.	1	L=340m/m
11	16134-025	PIPE, oil, CENTER	1	L=240m/m
12	16134-026	PIPE, oil, R.H.	1	L=270m/m
13	92060-010-79	BOLT, banjjo	3	
14	92065-058	GASKET, check valve	3	I.D=10.5φ
15	92065-023	GASKET, check valve	3	I.D=8.5φ
16	16068-004	HOLDER, oil pipe	1	
17	220B0610	SCREW, pan head, 6 x 10	1	
18	16089-001	"V" RING, oil pump cam shaft	1	
19	16090-002	"O" RING, oil pump shaft	3	
20	16091-001	OIL SEAL, oil pump shaft	1	
21	16088-002	"O" RING, oil pump upper cap	1	
22	16090-003	"O" RING, oil pump lower cap	1	
23	16096-006	LEVER, oil pump cable	1	
24	92060-008	BOLT, banjo	3	L=17.5m/m
25	92022-077	WASHER, plain	6	
26	92024-064	WASHER, lock	2	

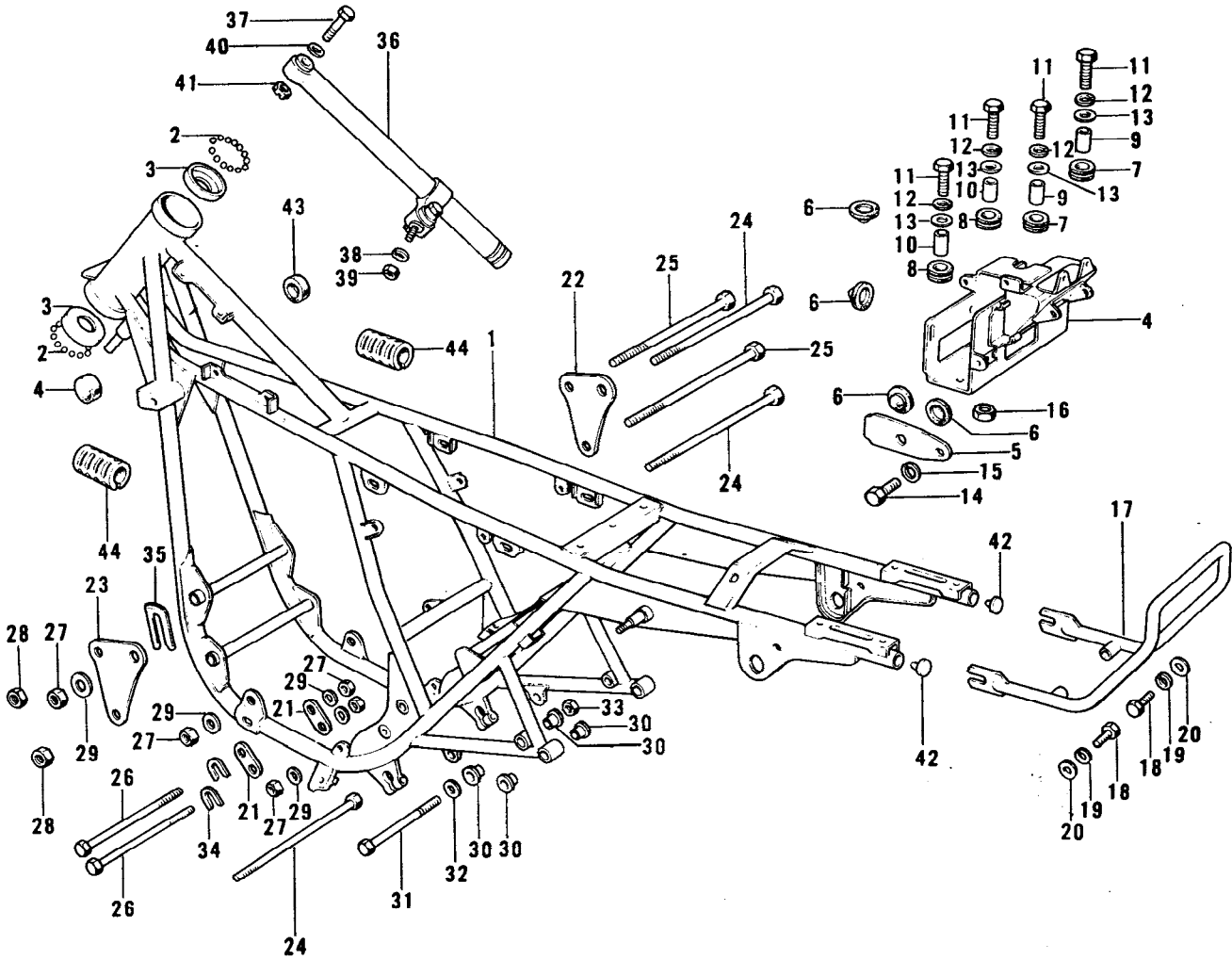
13. Frame (1/2)



13. Frame (1/2)

Ref. No.	Part No.	Part Name	Quantity	Remarks
1	32002-080	FRAME	1	
2	600A0800	BALL, steel, 1/4"	38	
3	92048-006	CUP, steering ball	2	
4	32099-014	CASE, battery	1	
5	32100-014	BAND, battery	1	
6	92075-078	DAMPER RUBBER, battery	6	
7	92075-222	DAMPER RUBBER, case	2	L=11m/m
8	92075-076	DAMPER RUBBER, case	2	L=9.5m/m
9	92027-120	COLLAR	2	L=10.5m/m
10	92027-129	COLLAR	2	L=8.5m/m
11	110B0622	BOLT, hex head, 6 x 22	4	
	116B0622	BOLT, hex head, 6 x 22	ALT	
12	461F0600	WASHER, spring, 6 m/m	4	
13	92022-125	WASHER, plain, 6 m/m	4	
14	110B0614	BOLT, hex head, 6 x 14	1	
	116B0614	BOLT, hex head, 6 x 14	ALT	
15	410B0600	WASHER, plain, 6 m/m	1	
16	310B0600	NUT, 6 m/m	1	
17	35032-025	STAY, rear fender	1	
18	110B0820	BOLT, hex head, 8 x 20	2	
	116B0820	BOLT, hex head, 8 x 20	ALT	
19	461F0800	WASHER, spring, 8 m/m	2	
20	411B0800	WASHER, plain, 8 m/m	2	
21	32030-016	PLATE, engine mounting	2	Rear
22	32030-042	PLATE, R.H. engine mounting	1	Front
23	32030-043	PLATE, L.H. engine mounting	1	Front
24	92091-024	BOLT, engine mounting, 10 x 274	3	
25	92091-021	BOLT, engine mounting, 8 x 273	2	
26	113B10125	BOLT, hex head, 10 x 125	2	
27	92019-004	NUT, lock, 10 m/m	5	
28	92019-007	NUT, lock, 8 m/m	2	
29	410B1000	WASHER, plain, 10 m/m	5	
30	92092-010	BUSHING, maffler mounting	8	
31	113N1063	BOLT, hex head, 10 x 63	2	
32	92022-196	WASHER, plain, 10 m/m	2	

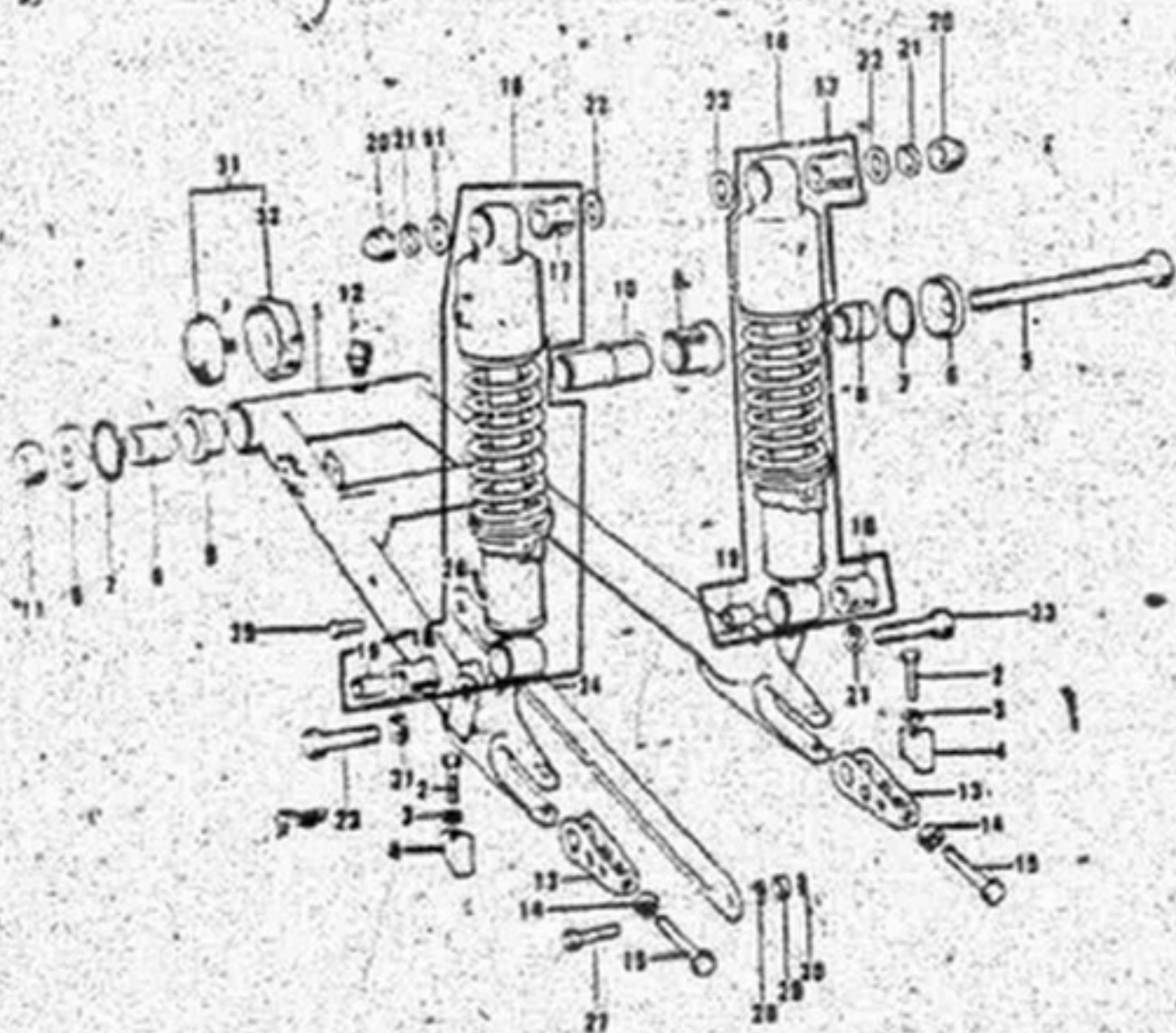
13. Frame (2/2)



13. Frame (2/2)

Ref. No.	Part No.	Part Name	Quantity	Remarks
33	92019-021	NUT, lock, 10 m/m	2	
34	92025-048	SHIM, engine fitting, 0.5 m/m	AR	Rear
	92025-049	SHIM, engine fitting, 0.8 m/m	AR	Rear
	92025-050	SHIM, engine fitting, 1.0 m/m	AR	Rear
	92025-051	SHIM, engine fitting, 1.6 m/m	AR	Rear
	92025-052	SHIM, engine fitting, 2.0 m/m	AR	Rear
35	92025-053	SHIM, engine fitting, 0.5 m/m	AR	Front
	92025-054	SHIM, engine fitting, 0.8 m/m	AR	Front
	92025-055	SHIM, engine fitting, 1.0 m/m	AR	Front
	92025-056	SHIM, engine fitting, 1.6 m/m	AR	Front
	92025-057	SHIM, engine fitting, 2.0 m/m	AR	Front
	92025-058	SHIM, engine fitting, 2.3 m/m	AR	Front
36	46117-006	OIL DAMPER, steering	1	
37	110B0830	BOLT, hex head, 8 x 30	1	
38	461F0800	WASHER, spring, 8 m/m	1	
39	92019-007	NUT, lock, 8 m/m	1	
40	411B0800	WASHER, plain, 8 m/m	1	
41	316B0800	NUT, 8 m/m	1	
42	32112-006	PLUG, frame pipe	2	
43	92075-044	DAMPER RUBBER, fuel tank	2	
44	92075-084	DAMPER RUBBER, fuel tank	2	

FRONT

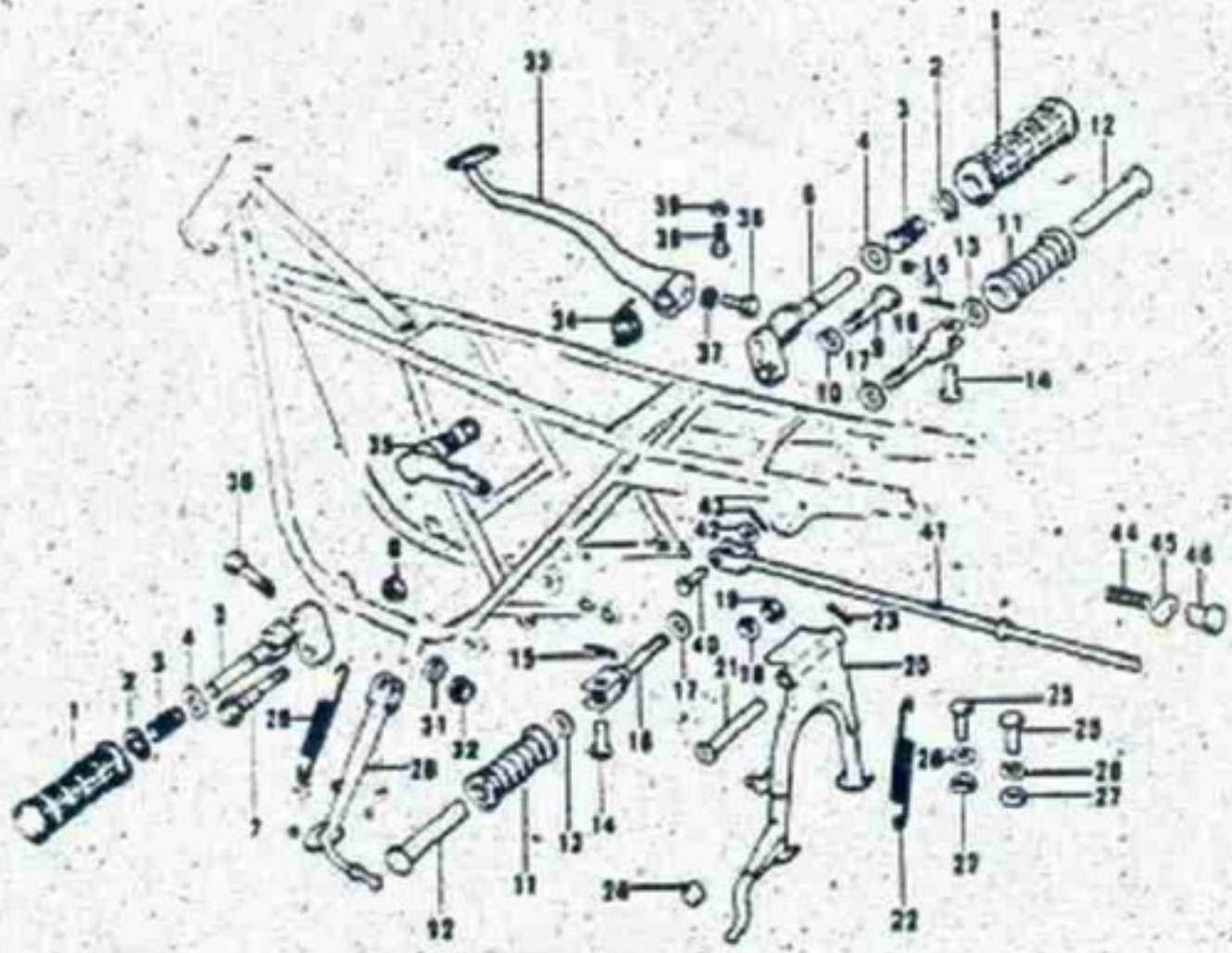


This grid covers:

Swing Arm/Shock Absorbers (H2-B/C)

REF. NO.	PART NO.	PART NAME	QTY	REMARKS
1	33001-059	SWING ARM	1	
2	11060840	BOLT, 8x40	2	
3	461F0800	WASHER, spring, 8mm	2	
4	33044-001	STOPPER, chain adjuster	2	
5	33032-038	SHAFT, swing arm pivot	1	
6	33035-007	CAP, swing arm	2	
7	671B2530	O-RING, 30mm	2	
8	33034-009	SLEEVE, short	2	
9	33033-009	BUSHING, swing arm	2	
10	33034-008	SLEEVE, long	1	
11	92019-012	NUT, Lock, 16mm	1	
12	92005-002	GREASE FITTING	1	
13	33040-063	ADJUSTER, chain	2	
14	315B1000	NUT, 10mm	2	
15	92001-143	BOLT, chain adjuster, 10mm	2	
16	45014-096	SHOCK ABSORBER	2	
17	45017-015	BUSHING, shock absorber, upper	2	
18	45017-012	BUSHING, shock absorber, lower	2	
19	45016-008	COLLAR	2	
20	92020-003	NUT, shock absorber fitting	2	
21	461F1000	WASHER, spring, 10mm	4	
22	92022-246	WASHER, plain, 10mm	4	
23	113N1035	BOLT, hex head, 10x35	2	
24	43007-033	TORQUE LINK, rear brake	1	
25	43009-001	PIN, rear torque link	1	
26	55003025	PIN, 3.0x25	1	
27	92003-097	BOLT, 10mm	1	
28	461F1000	WASHER, spring, 10mm	1	
29	315B1000	NUT, 10mm	1	
30	554A0800	PIN, cotter	1	
31	28001-030	REFLECTOR, reflex	2	
32	28016-002	DAMPER RUBBER, reflector	2	

FRONT



This grid covers:

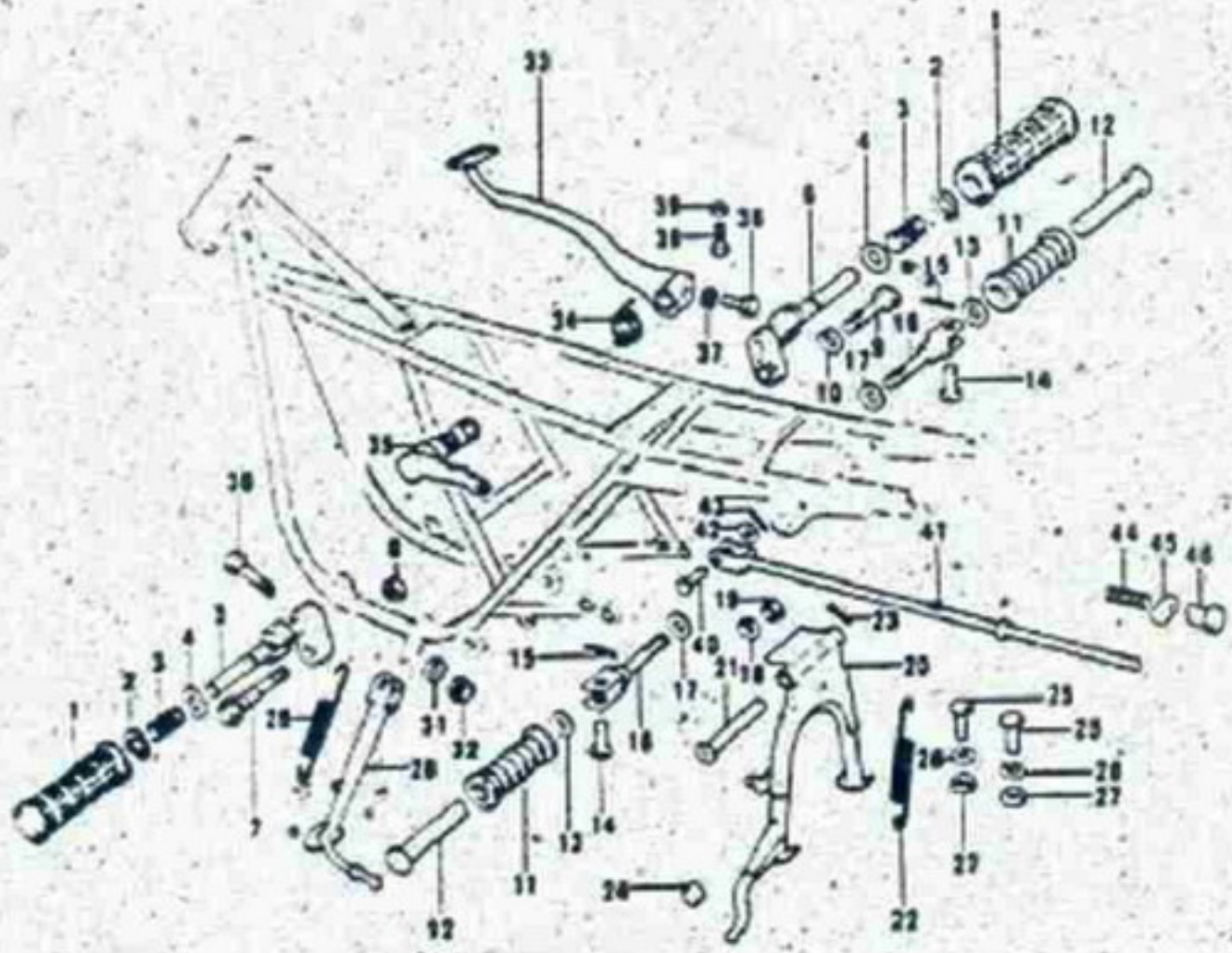
Kawasaki Motors Corp., U.S.A.

Footrests/Stands/Brake Pedal (1/2)

REF. NO.	PART NO.	PART NAME	QTY	REMARKS
1	92076-019	RUBBER, footrest	2	H2/A
	92076-026	RUBBER, footrest	2	H2-B/C
2	480J1600	CIRCLIP, 16mm	2	
3	34006-003	SPRING, footrest soldering	2	
4	92022-221	WASHER, footrest folding	2	
5	34003-026	BAR, footrest, L.H.	1	
6	34003-025	BAR, footrest, R.H.	1	
7	92003-Q71	BOLT, footrest fitting, L.H.	1	H2/A
	92003-117	BOLT, gear change pedal fitting	1	H2-B/C
8	315B1200A	NUT, 12mm	1	
9	113N1240A	BOLT, hex head, 12x40	1	
10	461F1200	WASHER, spring, 12mm	1	
11	92076-020	RUBBER, rear footrest	2	H2/A
	92076-024	RUBBER, rear footrest	2	H2-B/C
12	34028-010	BAR, rear footrest	2	
13	92022-199	WASHER, plain	2	
14	92043-079	PIN, rear footrest fitting	2	
15	55002015	PIN, cotter, 2.0x15	2	
16	34029-008	BRACKET, rear footrest	2	
17	411B1000	WASHER, plain, 10mm	4	
18	461F1000	WASHER, spring, 10mm	2	
19	313B1000	NUT, 10mm	2	H2/A
	92019-021	NUT, lock, 10mm	2	H2-B/C
20	34011-027	STAND, main	1	H2/A
	34011-033	STAND, main	1	H2-B/C
21	34019-011	SHAFT, main stand	1	
22	34023-010	SPRING, main stand	1	H2/A
	34023-013	SPRING, main stand	1	H2-B/C
	92081-1585	WHN EXH USE 92081-1585 SPRING, main stand	1	H2-B/C
23	55003025	PIN, cotter, 3.0x25	1	
24	92075-115	DAMPER RUBBER, main stand	1	
25	110B0640	BOLT, hex hex head, 6x40	2	
26	410B0600	WASHER, plain, 6mm	2	H2-B/C
27	310B0600	NUT, 6mm	2	
28	34024-030	STAND, side	1	H2/A
	34024-049	STAND, side	1	H2-B/C
29	34023-007	SPRING, side stand	1	
30	92003-079	BOLT, side stand, 10mm	1	
31	461F1000	WASHER spring, 10mm	1	
32	313B1000	NUT, 10mm	1	
33	43001-037	PEDAL, brake	1	
34	43005-016	SPRING, brake pedal	1	
35	43004-010	SHAFT, brake pedal	1	

CONTINUED NEXT PAGE

FRONT



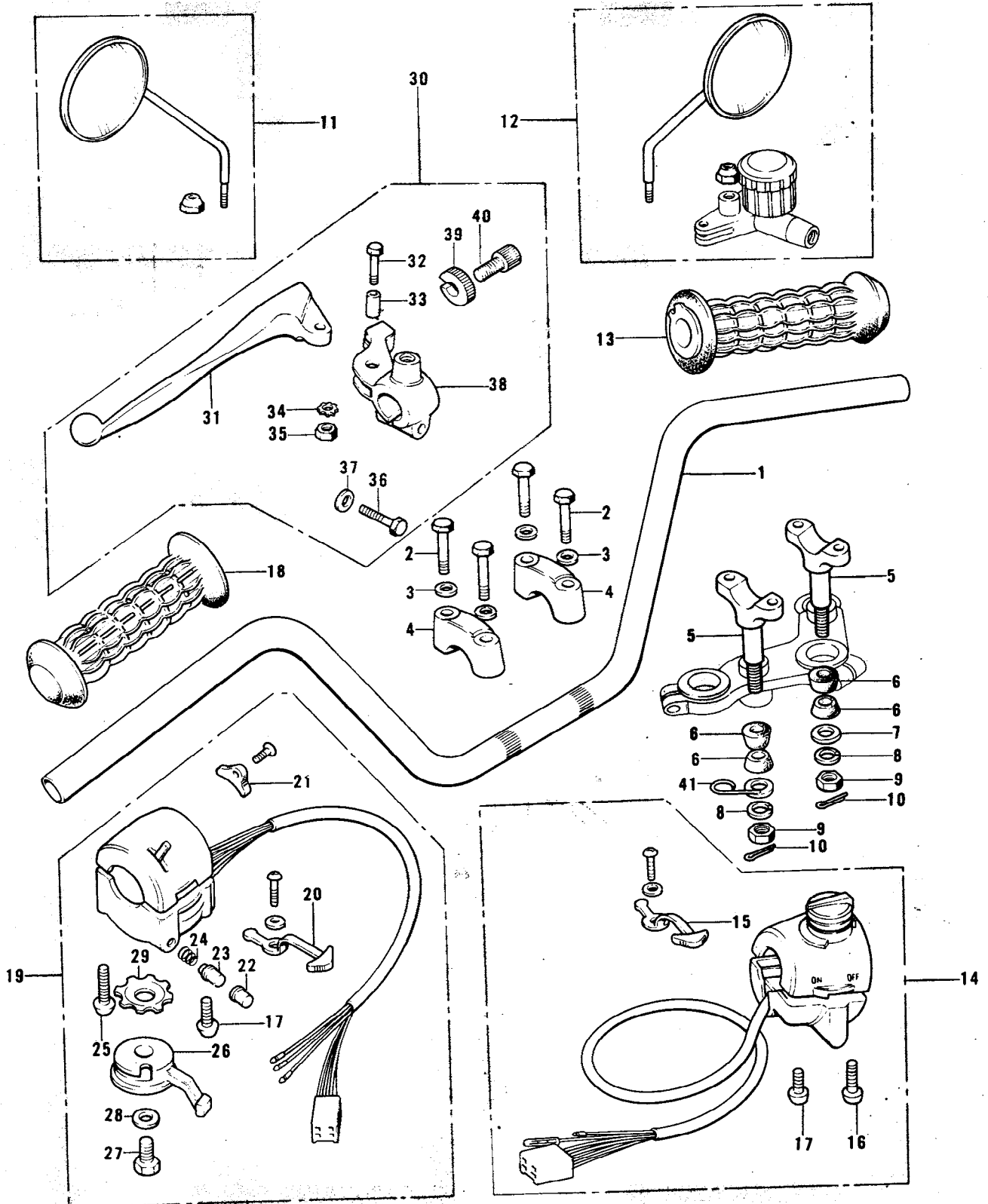
This grid covers:

Kawasaki Motors Corp., U.S.A.

Footrests/Stands/Brake Pedal (2/2)

REF. NO.	PART NO.	PART NAME	QTY	REMARKS
36	110N0825	BOLT, 8x25	1	
37	461F0800	WASHER, spring, 8mm	1	
38	110B0625	BOLT, hex head, 6x25	1	H2/A
	110B0614	BOLT, hex head, 6x14	1	H2-B/C
39	310B0600	NUT, 6mm	1	
40	92043-064	PIN, brake rod	1	
41	43011-013	ROD, brake	1	H2/A
	WHN EXH USE 43011-4005			
	43011-4005	ROD ASSY, brake	1	H2/A
	43011-023	ROD, brake	1	H2-B/C
42	410B0600	WASHER, plain, 6mm	1	
43	550B2015	PIN, cotter, 2.0x15	1	
44	43012-002	SPRING, brake rod	1	
45	92043-065	PIN, brake rod	1	
46	92015-042	NUT, brake rod adjust	1	

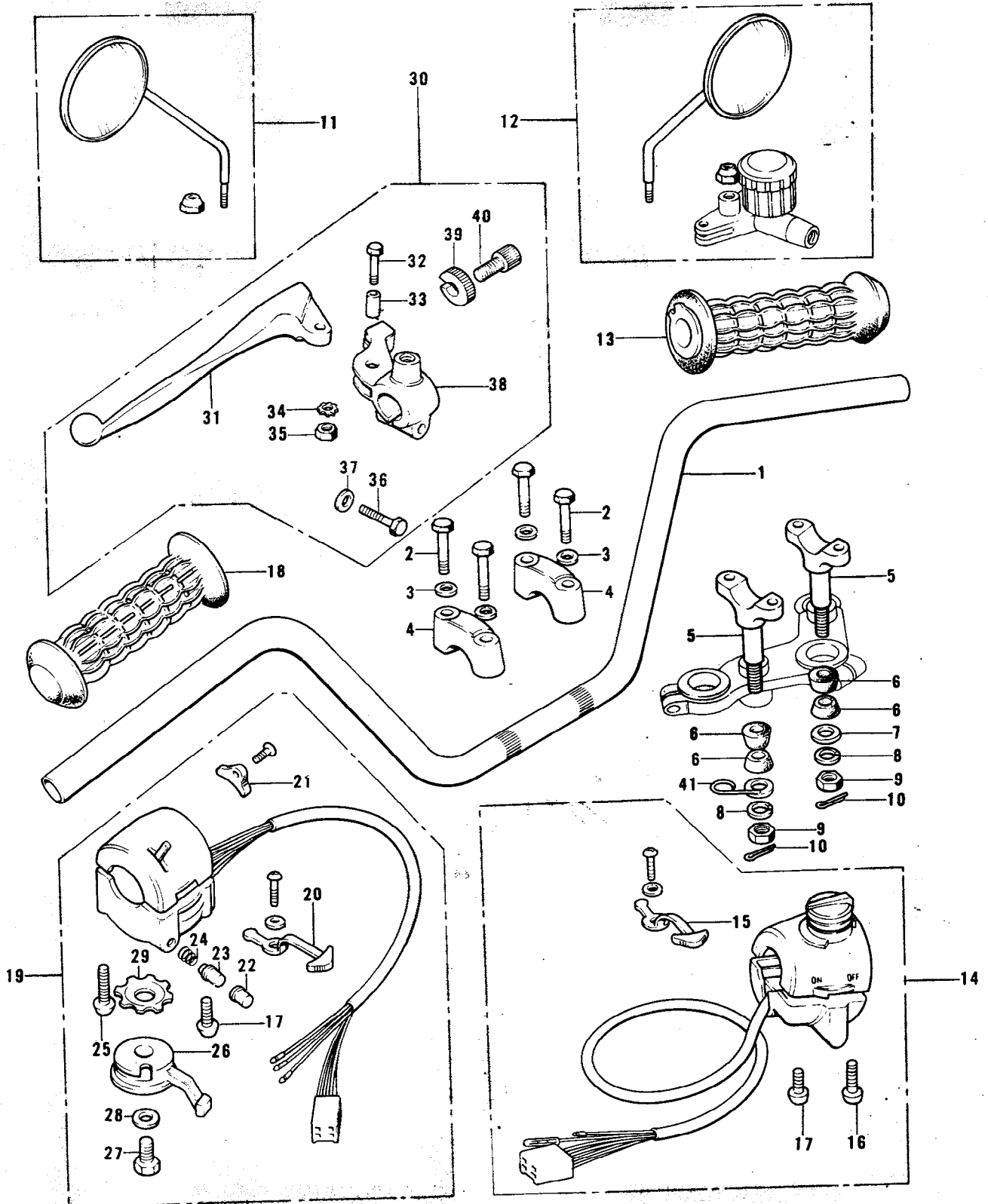
16. Handlebar, Grips (1/2)



16. Handlebar, Grips (1/2)

Ref. No.	Part No.	Part Name	Quantity	Remarks
1	46003-032	HANDLEBAR	1	
2	92007-002	BOLT, handlebar fitting	4	
3	461F0800	WASHER, spring, 8 m/m	4	
4	46012-008	HOLDER, upper handlebar	2	
5	46012-010	HOLDER, lower handlebar	2	
6	92075-092	DAMPER RUBBER, handlebar	4	
7	92022-196	WASHER, handlebar	1	
8	461F1000	WASHER, spring, 10 m/m	2	
9	313B1000	NUT, 10 m/m	2	
10	92041-005	PIN, cotter	2	
11	56003-009	REAR VIEW MIRROR, L.H.	1	
12	56002-020	REAR VIEW MIRROR, R.H.	1	
13	46019-023	GRIP ASSY, throttle	1	
14	46132-003	CASE ASSY, R.H.	1	
15	46043-006	KNOB ASSY, lighting switch	1	
16	220B0535A	SCREW, pan head, 5 x 35	1	
17	220B0522A	SCREW, pan head, 5 x 22	2	
18	46075-017	RUBBER, L.H. grip	1	
19	46091-014	CASE ASSY, L.H.	1	
20	46043-005	KNOB ASSY, lighting switch	1	
21	46044-014	SWITCH, lighting	1	
22	46028-003	BUTTON, horn switch	1	
23	46079-003	CONTACT, horn button	1	
24	46031-005	SPRING, horn button	1	
25	220B0530A	SCREW, pan head, 5 x 30	1	
26	46096-009	LEVER, starter	1	
27	110B0608	BOLT, hex head, 6 x 8	1	
28	410B0600	WASHER, plain, 6 m/m	1	
29	92095-012	WASHER, lock	1	
30	46076-036	LEVER ASSY, clutch	1	
31	46092-016	LEVER, clutch	1	
32	92007-020	BOLT, hex head, 5 x 20	1	
33	46059-011	COLLAR, lever	1	
34	464H0500	WASHER, lock, 5 m/m	1	
35	312B0500A	NUT, 5 m/m	1	

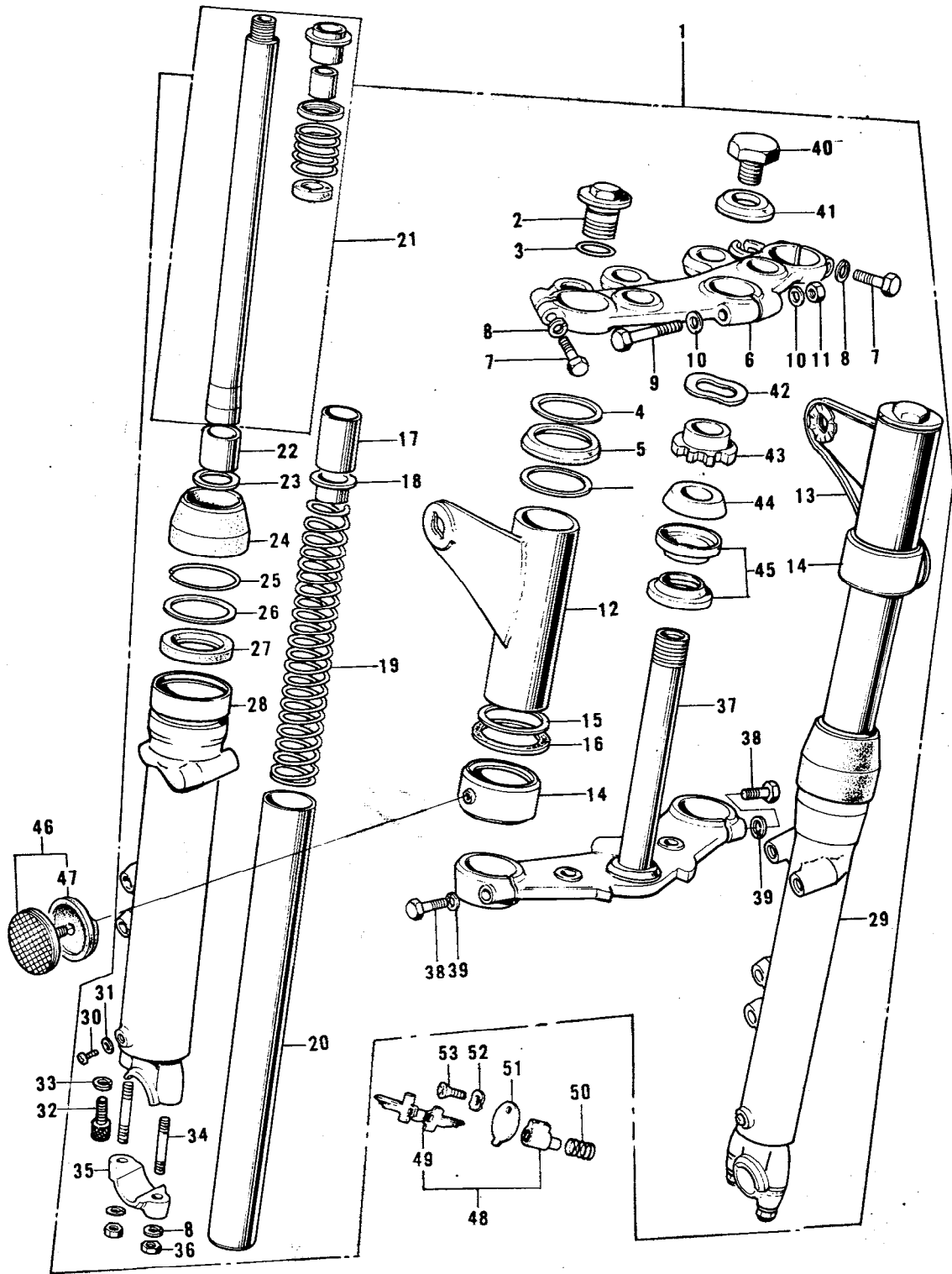
16. Handlebar, Grips (1/2)



16. Handlebar, Grips (2/2)

Ref. No.	Part No.	Part Name	Quantity	Remarks
36	110N0625	BOLT, hex head, 6 x 25	1	
37	410B0600	WASHER, plain, 6 m/m	1	
38	46094-011-21	HOLDER, clutch lever	1	Flat Black
39	46056-005	NUT, cable adjust lock	1	
40	46055-006	SCREW, cable adjuster	1	
41	92037-148	CLAMP, cable	1	

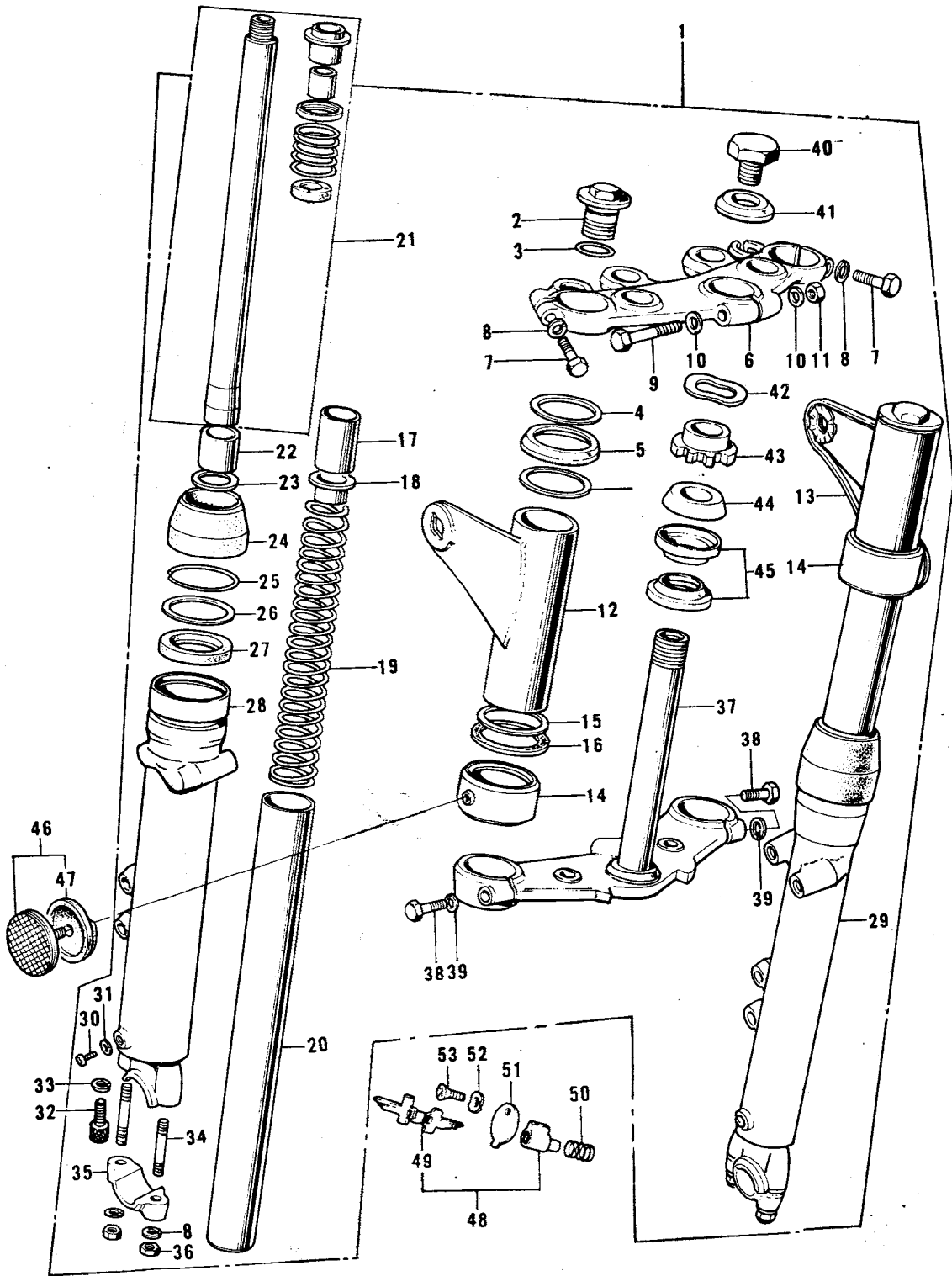
17. Front Fork (1/2)



17. Front Fork (1/2)

Ref. No.	Part No.	Part Name	Quantity	Remarks
1	44001-124	FRONT FORK ASSY	1	
2	44062-003	BOLT, fork top	2	
3	44046-015	"O" RING, fork top bolt	2	
4	44045-041	GASKET, fork cover	2	
5	44043-048	WASHER, fork cover	2	
6	44039-048	HEAD, steering stem	1	
7	44041-049	BOLT, hex head, 6 m/m	2	
8	461F0800	WASHER, spring, 8 m/m	6	
9	44041-042	BOLT, hex head, 8 m/m	1	
10	410B0800	WASHER, spring, 8 m/m	2	
11	92019-007	NUT, 8 m/m	1	
12	44033-068	COVER, L.H. fork	1	
13	44034-068	COVER, R.H. fork	1	
14	44064-020	GUIDE, fork cover	2	
15	44032-008	WASHER, fork cover	2	
16	44045-038	GASKET, fork cover	2	
17	44028-023	SPACER, fork spring guide	2	
18	44029-019	GUIDE, fork spring	2	
19	44026-031	SPRING, fork	2	
20	44013-032	TUBE, fork inner	2	
21	44022-019	CYLINDER ASSY, fork	2	
22	44018-009	PISTON, fork	2	
23	44044-019	CIRCLIP, fork piston	2	
24	44010-021	DUST SHIELD, fork outer	2	
25	44044-012	CIRCLIP, fork outer	2	
26	44043-044	WASHER, plain	2	
27	44009-014	OIL SEAL, fork	2	
28	44005-041	TUBE, L.H. fork outer	1	
29	44006-039	TUBE, R.H. fork outer	1	
30	220B0408A	SCREW, pan head, 4 x 8	2	
31	44045-002	GASKET, fork drain plug	2	
32	44041-040	BOLT, fork cylinder	2	
33	44045-034	GASKET, fork cylinder bolt	2	
34	172G0835	STUD, 8 x 35	2	
35	44063-003	HOLDER, front axle	2	

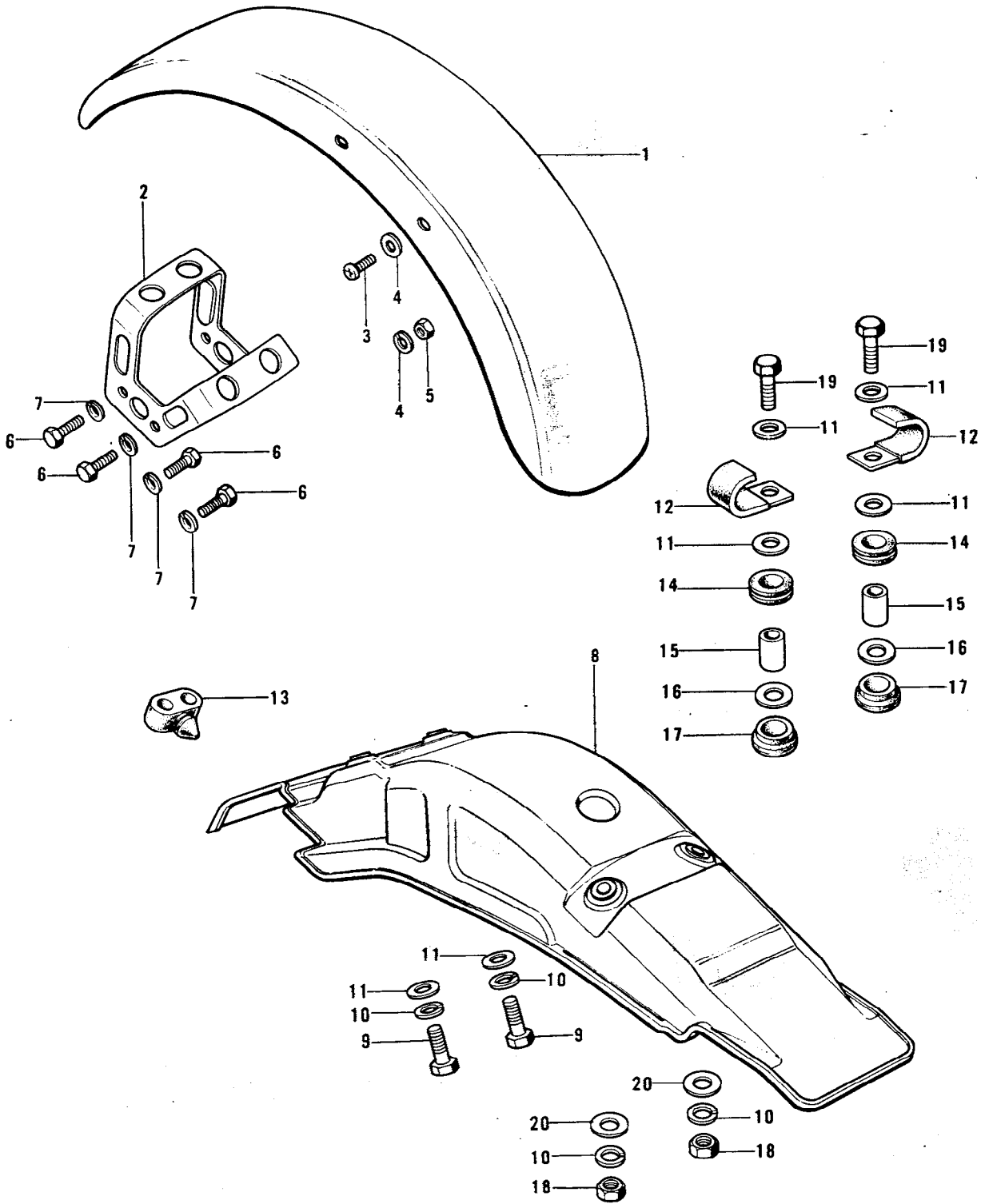
17. Front Fork (1/2)



17. Front Fork (2/2)

Ref. No.	Part No.	Part Name	Quantity	Remarks
36	310B0800	NUT, 8 m/m	4	
37	44037-082	STEM, steering	1	
38	92003-064	BOLT, hex head, 12 x 36	2	
39	461F1200	WASHER, spring, 12 m/m	2	
40	92007-031	BOLT, steering stem head	1	
41	92022-230	WASHER, steering stem head bolt	1	
42	46100-003	WASHER, wave	1	
43	92090-007	NUT, steering lock	1	
44	46098-010	CAP, steering stem	1	
45	92047-006	RACE, steering ball	2	
46	28001-019	REFLECTOR, front reflex	2	
47	28016-002	DAMPER RUBBER, reflector	2	
48	27016-038	LOCK ASSY, steering	1	
49	27008-055-01	KEY SET, #901	1	
	27008-055-02	KEY SET, #902	1	
	27008-055-03	KEY SET, #903	1	
	27008-055-04	KEY SET, #904	1	
	27008-055-05	KEY SET, #905	1	
	27008-055-06	KEY SET, #906	1	
	27008-055-07	KEY SET, #907	1	
	27008-055-08	KEY SET, #908	1	
	27008-055-09	KEY SET, #909	1	
	27008-055-10	KEY SET, #910	1	
50	27032-001	SPRING, steering lock	1	
51	27031-004	CAP, steering lock	1	
52	92097-003	WASHER, wave	1	
53	92008-007	SCREW, tapping	1	

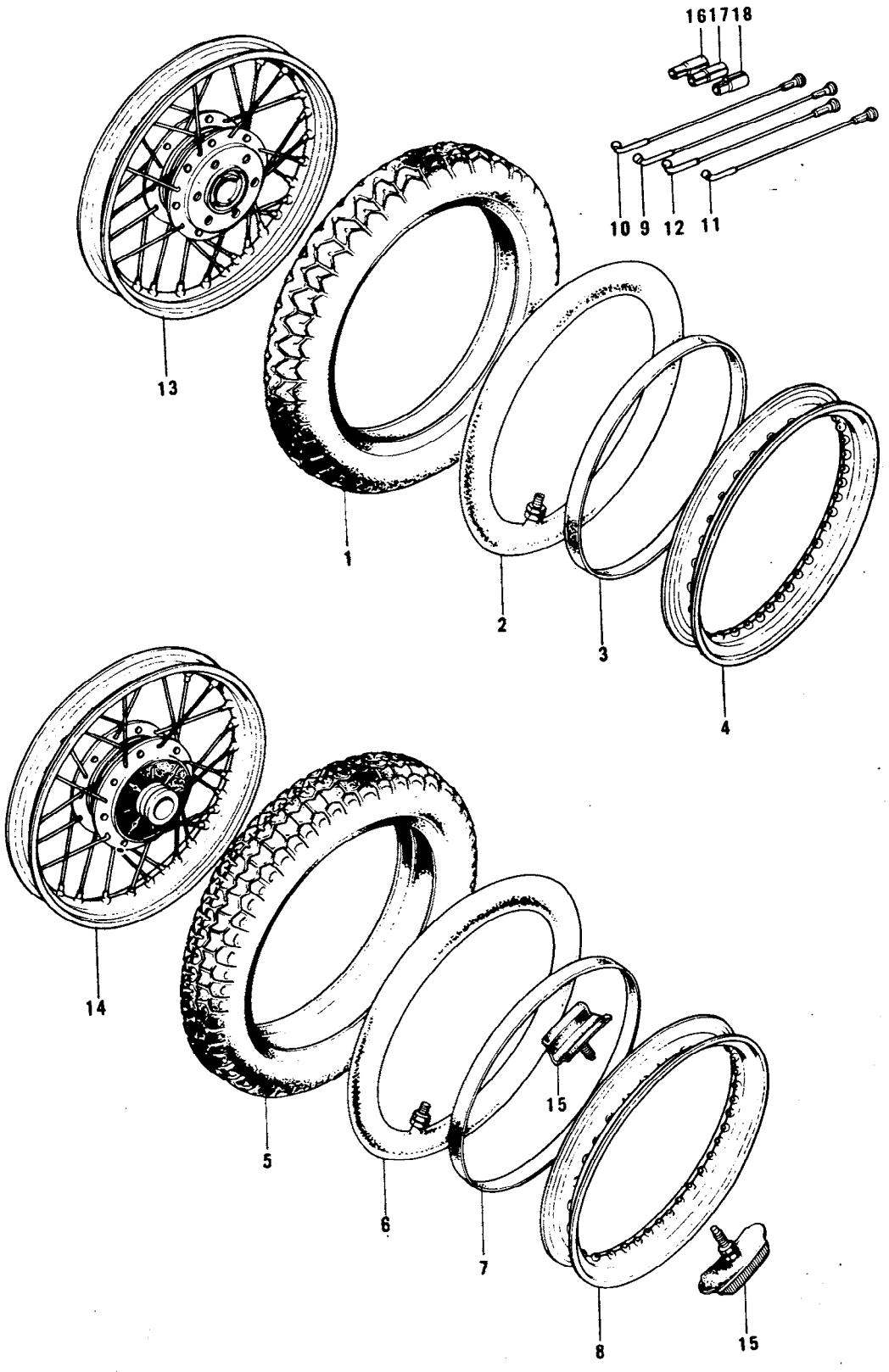
18. Fenders



18. Fenders

Ref. No.	Part No.	Part Name	Quantity	Remarks
1	35004-085	FENDER, front	1	
2	35009-029	BRACE, front fender	1	
3	220E0614	SCREW, pan head, 6 x 14	4	
4	411B0600	WASHER, plain, 6 m/m	8	
5	92019-008	NUT, lock, 6 m/m	4	
6	110B0816	BOLT, hex head, 8 x 16	4	
7	461F0800	WASHER, spring, 8 m/m	4	
8	35022-095	FENDER, rear	1	
9	110B0620	BOLT, hex head, 6 x 20	2	
	116B0620	BOLT, hex head, 6 x 20	ALT	
10	461F0600	WASHER, spring, 6 m/m	4	
11	92022-228	WASHER, plain, 6 m/m	6	O.D.=24 ϕ
12	92037-113	CLAMP, harness	2	
13	92071-082	GROMMET, rear fender	1	
14	92075-121	DAMPER RUBBER A	2	
15	92027-162	COLLAR	2	
16	92022-227	WASHER, plain, 6 m/m	2	O.D.=27 ϕ
17	92075-133	DAMPER RUBBER B	2	
18	310B0600	NUT, 6 m/m	2	
19	110B0632	BOLT, hex head, 6 x 32	2	
	116B0632	BOLT, hex head, 6 x 32	ALT	
20	411B0600	WASHER, plain, 6 m/m	2	

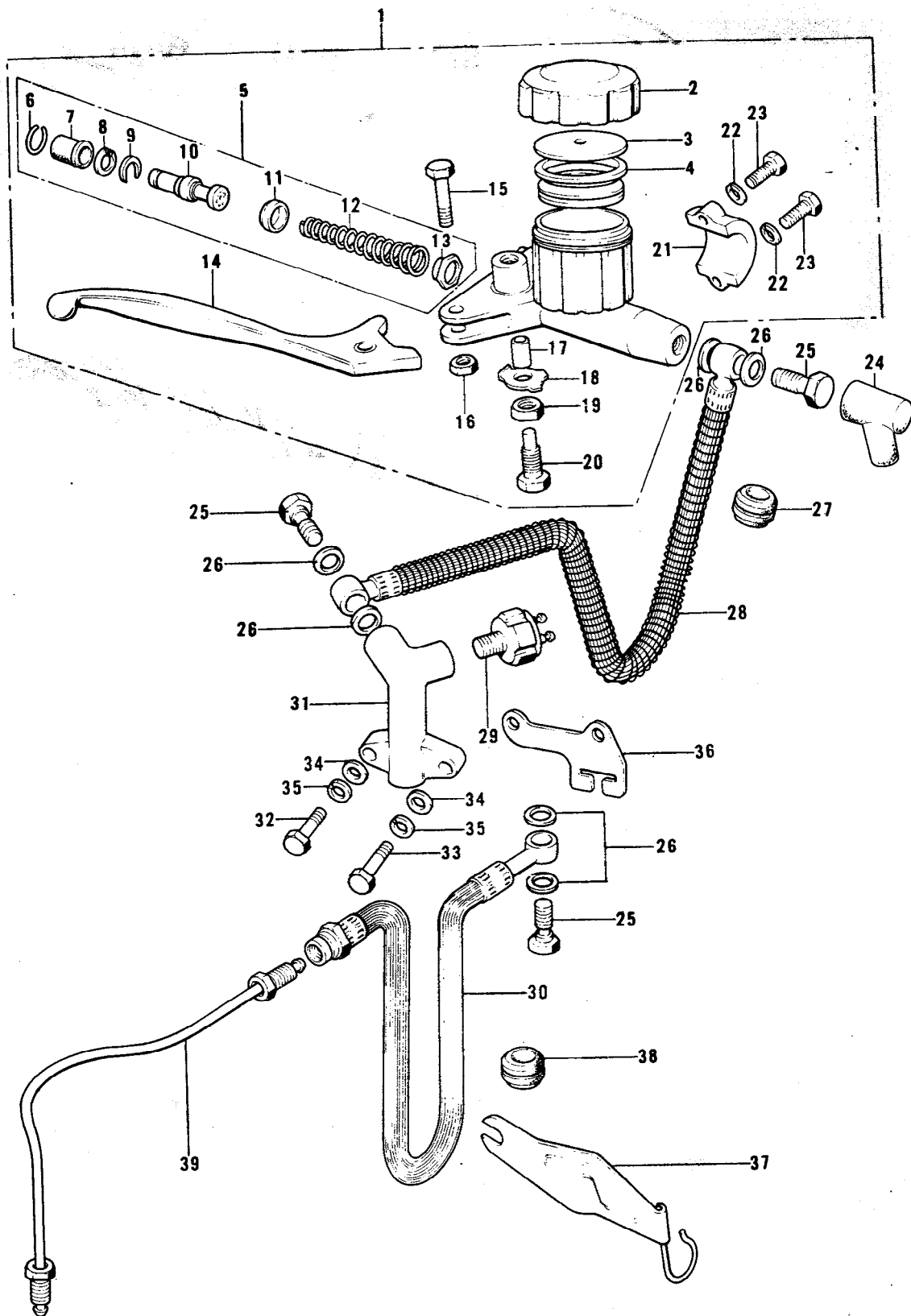
19. Tires, Rims



19. Tires, Rims

Ref. No.	Part No.	Part Name	Quantity	Remarks
1	41021-029	TIRE, 3.25-19 4PR	1	DUNLOP F6B
2	41022-030	TUBE, tire, 3.25-19	1	
3	41023-015	BAND, rim	1	
4	41025-051	RIM, 1.85B x 19W	1	
5	41021-030	TIRE, 4.00-18 4PR	1	DUNLOP K87 MARK II M
6	41022-031	TUBE, tire, 4.00-18	1	
7	41023-017	BAND, rim	1	
8	41025-049	RIM, 2.15B x 18W	1	
9	41027-042	SPOKE ASSY, front inner	20	177m/m x 100°
10	41028-041	SPOKE ASSY, front outer	20	176.5m/m x 84°
11	41027-057	SPOKE ASSY, rear inner	20	143m/m x 101°
12	41028-057	SPOKE ASSY, rear inner	20	142m/m x 73°
13	41074-022	WHEEL ASSY, front	1	
14	42048-023	WHEEL ASSY, rear	1	
15	41024-008	PROTECTOR, bead	2	#2.15B
16	41075-001	WEIGHT, balance 10g	AR	
17	41075-002	WEIGHT, balance 20g	AR	
18	41075-003	WEIGHT, balance 30g	AR	

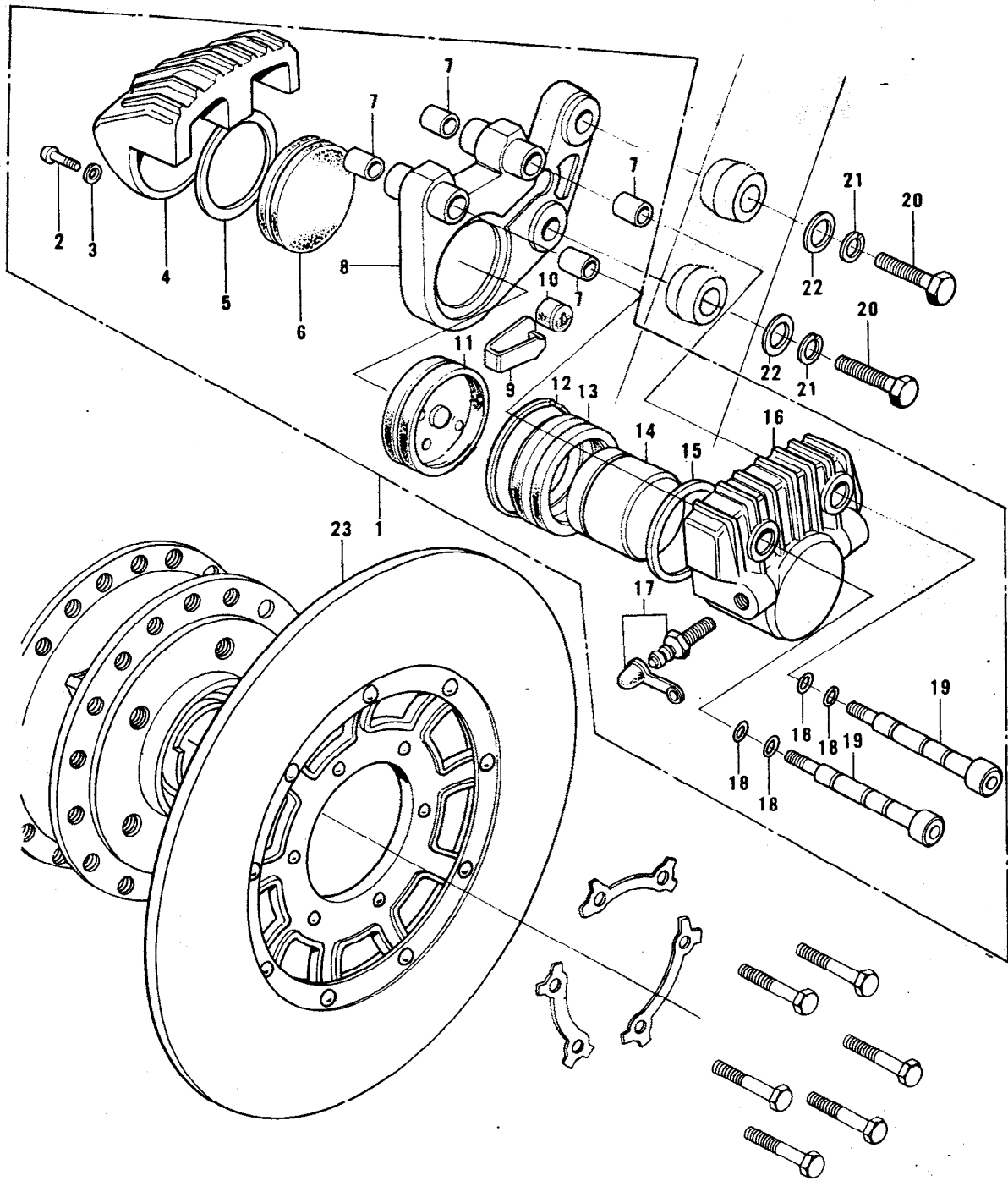
20. Disc Brake Equipments A



20. Disc Brake Equipments A

Ref. No.	Part No.	Part Name	Quantity	Remarks
1	43015-010	CYLINDER ASSY, master	1	
2	43026-003	CAP, oil cup	1	
3	43027-001	PLATE, diaphragm	1	
4	43028-001	DIAPHRAGM	1	
5	43073-001	REPAIR SET, master cylinder	1	
6	43025-001	STOPPER, dust cover	1	
7	43024-001	COVER, dust	1	
8	481J1800	CIRCLIP, 18 m/m	1	
9	43022-001	STOPPER	1	
10	43072-001	PISTON ASSY	1	
11	43019-001	CUP, primary	1	
12	43018-001	SPRING ASSY, return	1	
13	43017-001	VALVE ASSY, check	1	
14	43029-002	LEVER, front brake	1	
15	43033-001	BOLT, handle lever pivot	1	
16	312N0600	NUT, 6 m/m	1	
17	43074-001	TUBE	1	
18	43031-001	WASHER, lock	1	
19	313N0800	NUT, 8 m/m	1	
20	43030-002	BOLT, lever adjust	1	
21	43034-001	HOLDER, master cylinder	1	
22	411B0600	WASHER, plain, 6 m/m	2	
23	110N0625	BOLT, hex head, 6 x 25	2	
24	43069-002	COVER, dust	1	
25	43066-001	BOLT, oil	3	
26	43067-001	WASHER, oil bolt	6	
27	43064-005	DAMPER RUBBER	1	
28	43059-016	HOSE, master cylinder brake	1	
29	43065-001	SWITCH ASSY, front brake	1	
30	43059-002	HOSE, caliper brake	1	
31	43061-001	JOINT, three way	1	
32	110N0620	BOLT, hex head, 6 x 20	1	
33	110N0632	BOLT, hex head, 6 x 32	1	
34	411B0600	WASHER, plain, 6 m/m	2	
35	461F0600	WASHER, spring, 6 m/m	2	
36	43062-001	GUIDE, hose	1	
37	43063-001	BRACKET, brake hose	1	
38	43064-001	DAMPER RUBBER, brake hose	1	
39	43060-001	PIPE, bridge	1	

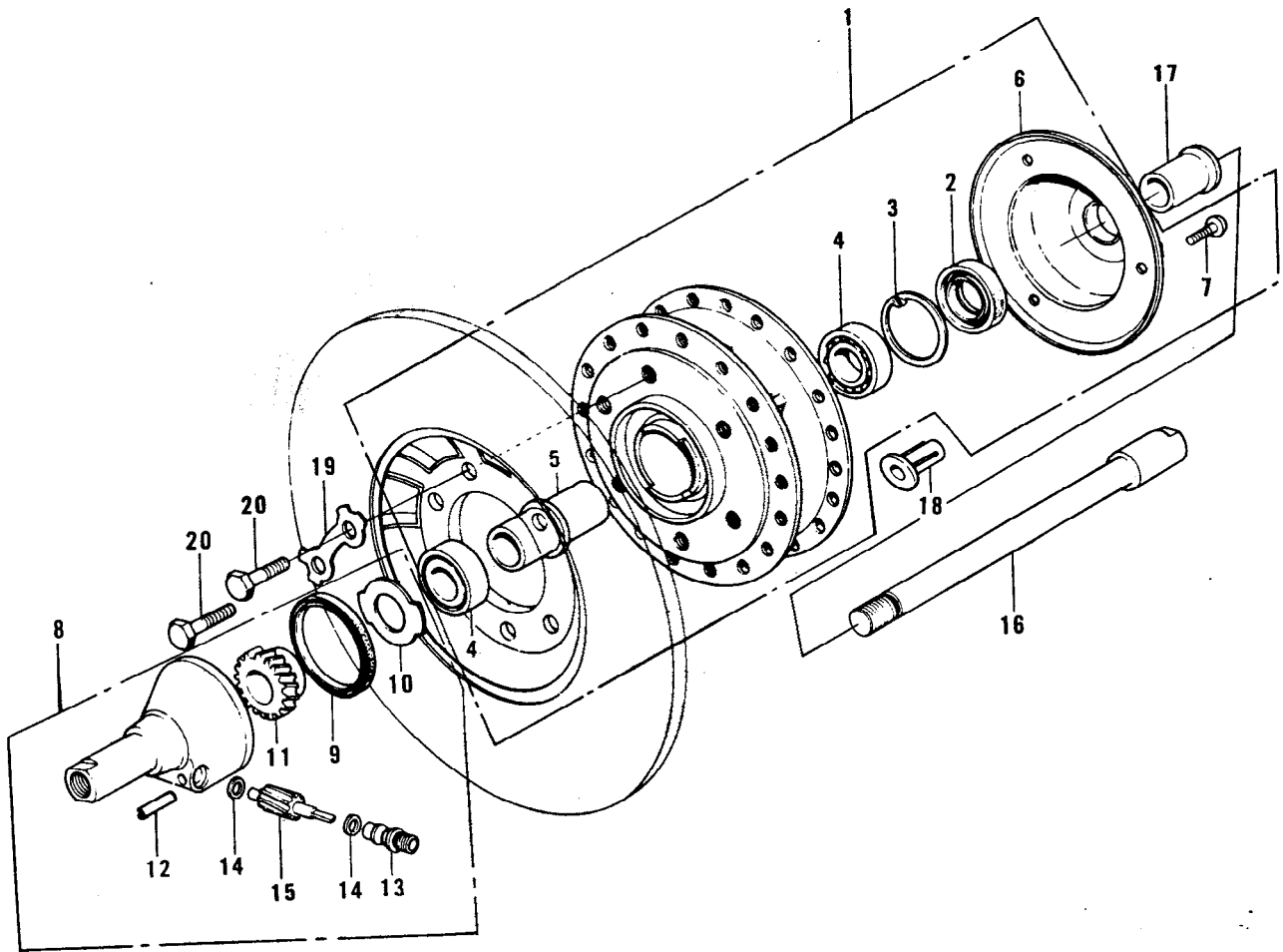
21. Disc Brake Equipments B



21. Disc Brake Equipments B

Ref. No.	Part No.	Part Name	Quantity	Remarks
1	43041-001	CALIPER ASSY	1	
2	220B0612	SCREW, pan head, 6 x 12	1	
3	461F0600	WASHER, spring, 6 m/m	1	
4	43043-001	CALIPER B	1	
5	43071-001	RING B, pad	1	
6	43051-001	PAD B	1	
7	43052-001	DUST SHIELD, shaft	4	
8	43044-001	HOLDER, caliper	1	
9	43046-001	STOPPER, pad	1	
10	43047-001	BUSHING, rubber	1	
11	43082-001	PAD A	1	
12	43058-001	RING	1	
13	43054-001	DUST SHIELD, rubber	1	
14	43048-001	PISTON	1	
15	43049-001	SEAL, piston	1	
16	43042-001	CALIPER A	1	
17	43085-001	BREEDER SET	1	
18	43053-001	"O" RING	4	
19	43045-001	SHAFT	2	
20	43070-001	BOLT, hex head, 10 m/m	2	
21	461F1000	WASHER, spring, 10 m/m	2	
22	411B1000	WASHER, plain, 10 m/m	2	
23	41080-001	DISC PLATE, front brake	1	
7-12-13 15-19	43073-002	REPAIR SET, caliper	1	

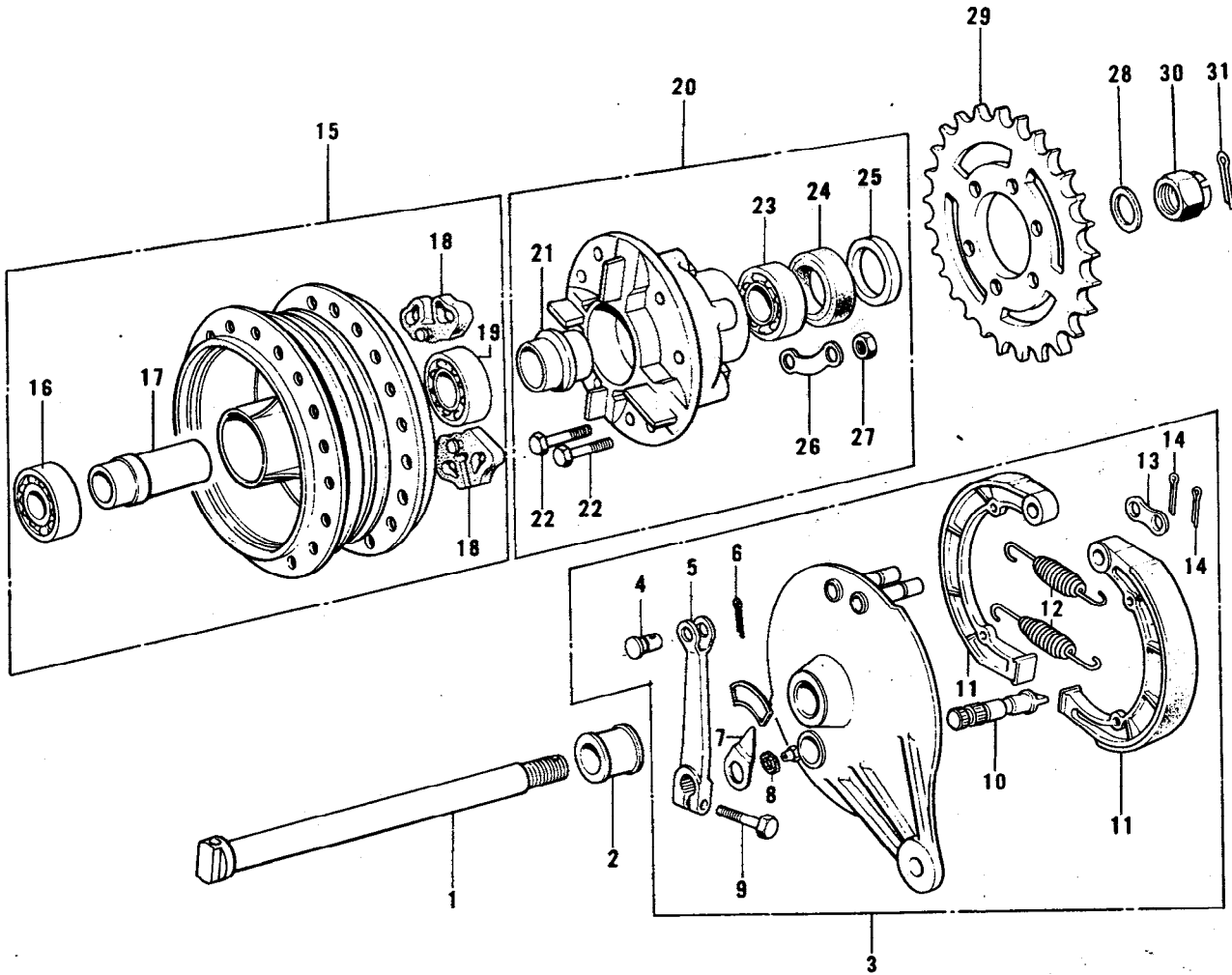
22. Front Hub



22. Front Hub

Ref. No.	Part No.	Part Name	Quantity	Remarks
1	41034-021-21	DRUM ASSY, front brake	1	Flat Black
2	92050-003	OIL SEAL	1	
3	481J4000	CIRCLIP, 40 m/m	1	
4	601B6203	BEARING, ball, #6203	1	
5	41039-019	SPACER, front hub bearing	1	
6	41042-009	DUST COVER	1	
7	222E0512A	SCREW, oval countersunk head, 5 x 12	3	
8	41078-001	GEAR BOX ASSY	1	
9	92050-046	OIL SEAL	1	
10	41064-007	RECEIVER, gear	1	
11	41059-016	GEAR, speedometer	1	29T
12	41082-001	SPRING PIN	1	
13	41062-005	BUSHING, speedometer cable	1	
14	41063-001	WASHER, thrust	2	
15	41060-012	PINION, speedometer	1	
16	41068-036	AXLE, front	1	
17	41069-018	COLLAR, front axle	1	
18	92102-006	CAP, front drum	6	
19	92088-014	WASHER, lock, 8 m/m	3	
20	92001-104	BOLT, hex head, 8 x 28	6	

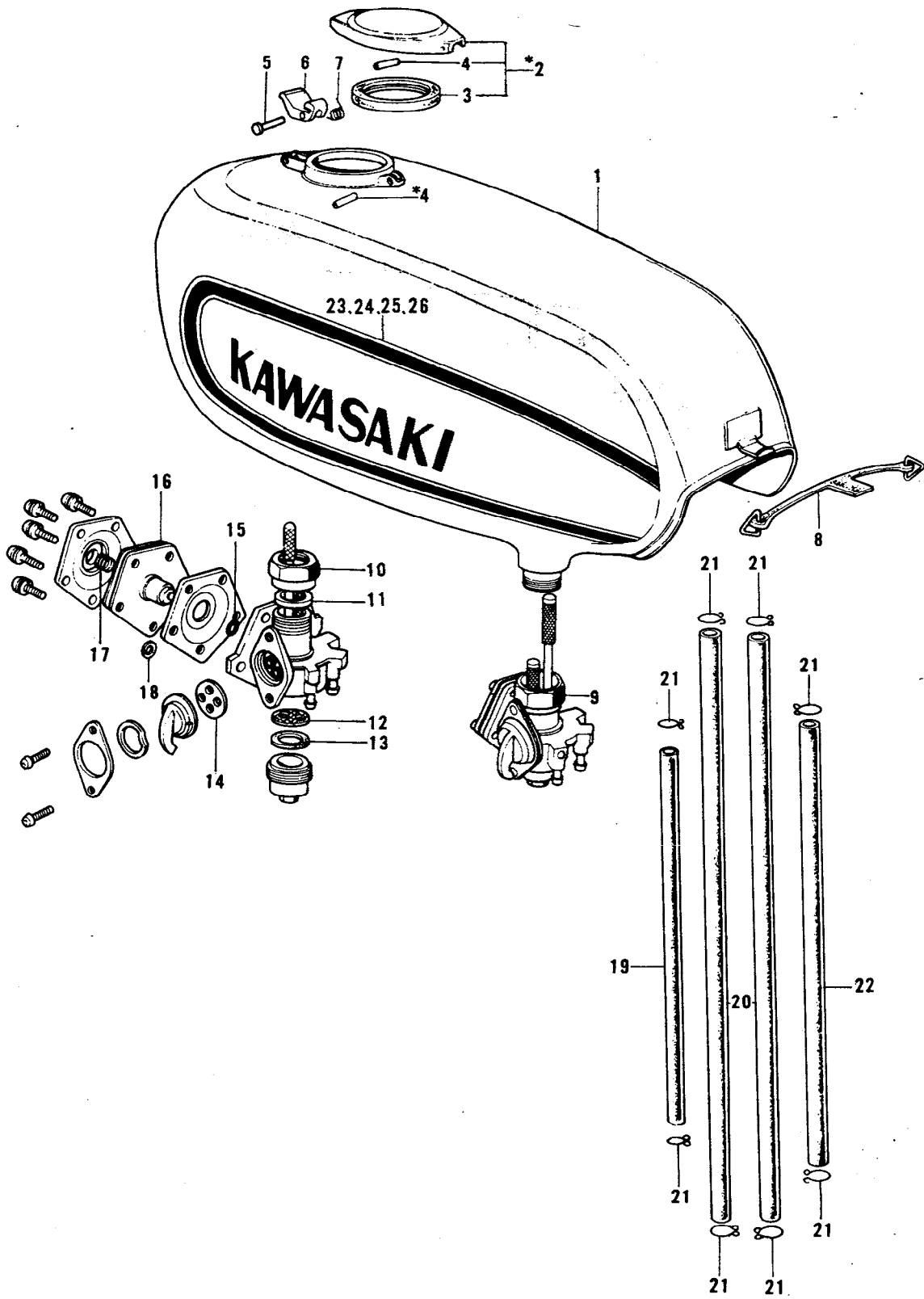
23. Rear Hub



23. Rear Hub

Ref. No.	Part No.	Part Name	Quantity	Remarks
1	42031-045	AXLE, rear	1	
2	42032-030	COLLAR, rear axle	1	
3	42006-036-80	PANEL ASSY, rear brake	1	Buff Finish
4	92043-093	PIN, brake lever fitting	1	
5	42029-033	LEVER, rear brake cam	1	
6	550D2525	PIN, cotter, 2.5 x 25	1	
7	41085-004	INDICATOR, brake shoe	1	
8	41051-003	DUST SHIELD, brake cam	1	
9	110B0825	BOLT, hex head, 8 x 25	1	
10	41050-017	CAM SHAFT, brake	1	
11	41048-012	SHOE, brake	2	
12	41049-007	SPRING, brake shoe	2	
13	41045-006	WASHER, brake shoe	1	
14	550D3025	PIN, cotter, 3.0 x 25	2	
15	42005-030	DRUM ASSY, rear brake	1	
16	601B6304	BEARING, ball, #6304	1	
17	42010-021	SPACER, rear hub bearing	1	
18	42014-021	SHOCK DAMPER, rear hub	6	
19	601B6304Z	BEARING, ball, #6304Z	1	
20	42008-010	COUPLING ASSY, rear hub	1	
21	42036-014	SLEEVE, rear hub coupling	1	
22	92003-015	BOLT, rear sprocket fitting	6	
23	601B6206	BEARING, ball, #6206	1	
24	92050-027	OIL SEAL	1	
25	42037-023	COLLAR, rear hub coupling	1	
26	92088-013	WASHER, lock	3	
27	42045-005	NUT, 10 m/m	6	
28	92022-248	WASHER, plain, 20 m/m	AR	
	92022-249	WASHER, plain, 20 m/m	AR	
29	42041-106	REAR SPROCKET, 47T	1	S.T.D.
	42041-108	REAR SPROCKET, 45T		} Option
	42041-109	REAR SPROCKET, 49T		
30	42045-018	NUT, 18 m/m	1	
31	550D4035	PIN, cotter, 4.0 x 35	1	

24. Fuel Tank



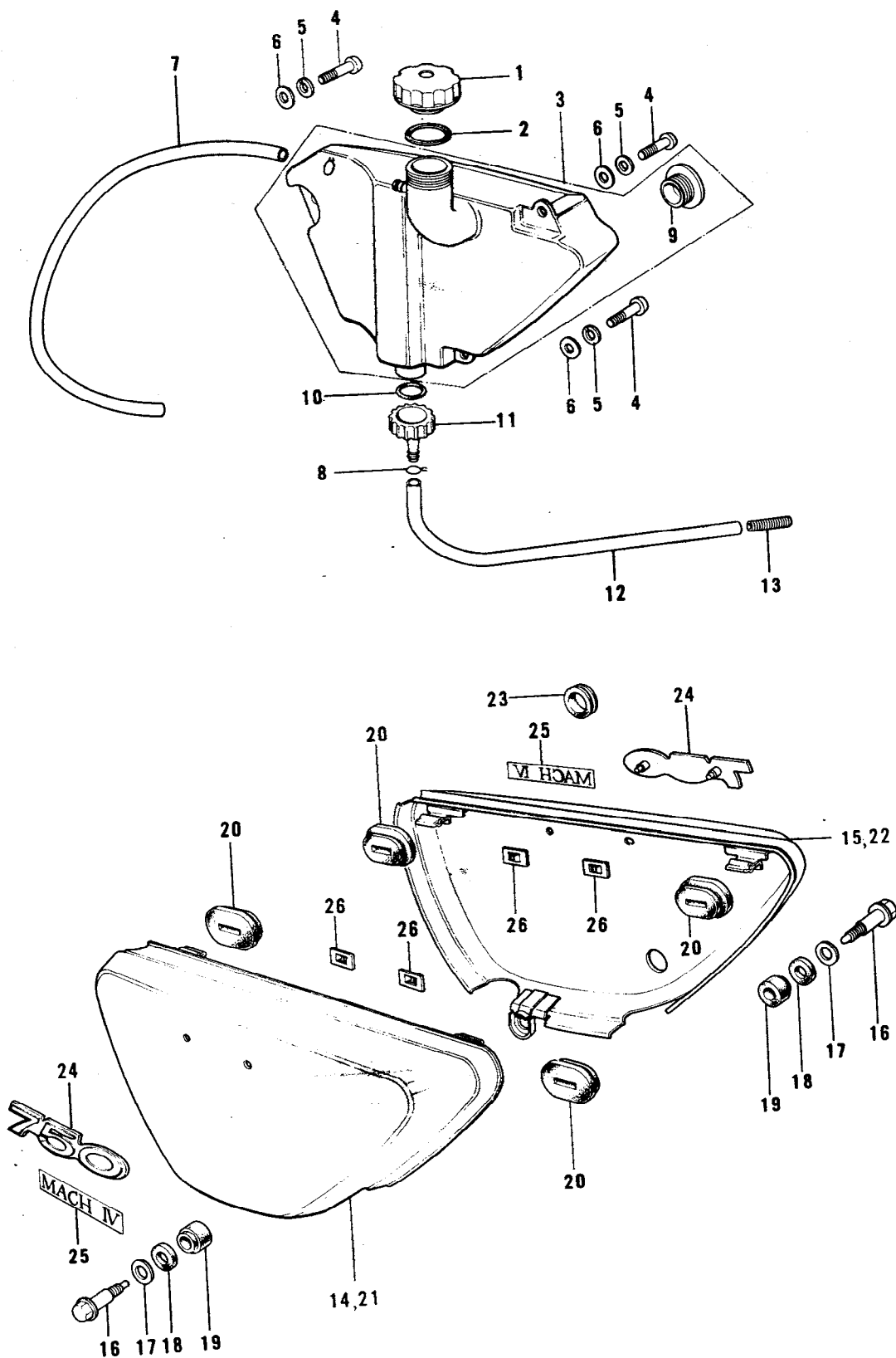
*Rev. 20 May 1974

24. Fuel Tank

Ref. No.	Part No.	Part Name	Quantity	Remarks
1	51001-099-2C	TANK, fuel, Candytone Gold	1	
	51001-099-2D	TANK, fuel, Candytone Lime	1	
*2	51048-007	CAP ASSY, fuel tank	1	
3	51059-008	GASKET, fuel tank cap	1	
*4	92043-096	PIN, fuel tank cap fitting	2	2.5 ϕ x28m/m
5	92043-091	PIN, hook	1	
6	51063-002	HOOK, fuel tank	1	
7	51053-003	SPRING, hook	1	
8	92072-050	BAND, fuel tank	1	
9	51023-014	COCK ASSY, fuel	1	
10	51035-005	NUT, fuel cock joint	1	
11	92065-054	GASKET, fuel cock joint	1	
12	51038-005	STRAINER, fuel	1	
13	51037-007	GASKET, fuel cock cup	1	
14	92065-055	GASKET, fuel cock lever	1	
15	92055-028	"O" RING	1	
16	51069-001	DIAPHRAGM, fuel cock	1	
17	92081-048	SPRING, fuel cock diaphragm	1	
18	92065-052	GASKET, rubber, 7 m/m	1	
19	92059-076	PIPE, fuel	1	L=150m/m
20	92059-075	PIPE, fuel	2	L=250m/m
21	92037-072	CLAMP, pipe	8	
22	92059-077	PIPE, fuel	1	L=180m/m
23	56027-179-SP	DECAL, fuel tank, L.H.	1	} for Candytone Gold
24	56027-180-SP	DECAL, fuel tank, R.H.	1	
25	56027-185-SP	DECAL, fuel tank, L.H.	1	} for Candytone Lime
26	56027-186-SP	DECAL, fuel tank, R.H.	1	

*Rev. 20 May 1974

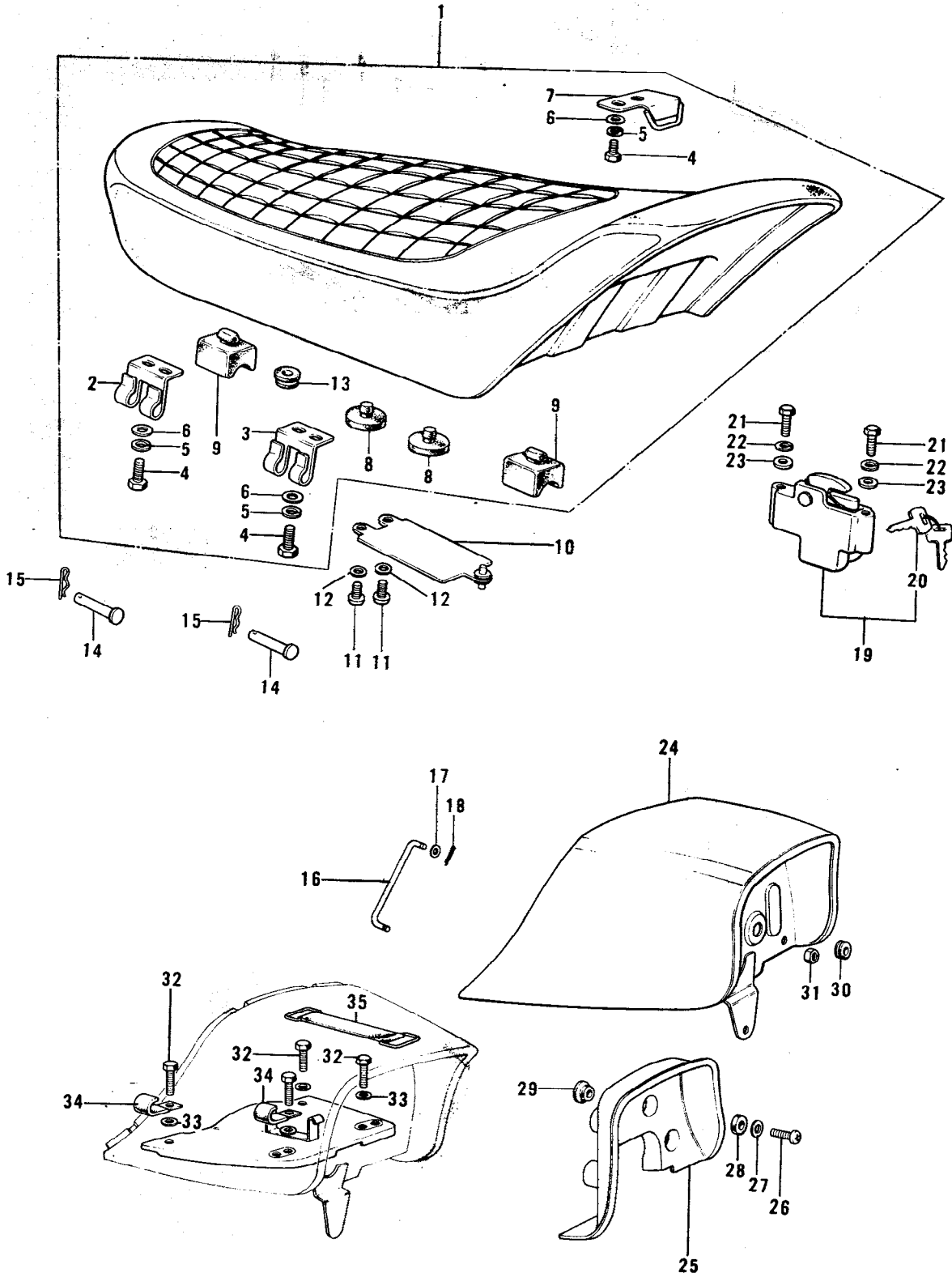
25. Oil Tank, Side Covers



25. Oil Tank, Side Covers

Ref. No.	Part No.	Part Name	Quantity	Remarks
1	52003-019	CAP, oil tank	1	
2	92065-085	GASKET, oil tank cap	1	
3	52001-038	TANK, oil	1	with 52015-005
4	220B0616	SCREW, pan head, 6 x 16	3	
5	461F0600	WASHER, spring, 6 m/m	3	
6	92022-116	WASHER, plain, 6 m/m	3	O.D.=16 ϕ
7	700Q05600	TUBE, vinyl, 5 x 600	1	
8	92037-072	CLAMP, pipe	2	
9	52015-005	GAUGE, oil level	1	
10	670B2015	"O" RING, 15 m/m	1	
11	52020-001	FILTER, oil	1	
12	92059-071	PIPE, oil	1	
13	92081-027	SPRING, pipe clamp	1	
14	36001-042-2C	COVER, L.H. side	1	Candytone Gold
15	36007-036-2C	COVER, R.H. side	1	Candytone Gold
16	92007-040	BOLT, side cover fitting 6 m/m	2	
17	411B0800	WASHER, plain, 8 m/m	2	
18	92075-251	DAMPER RUBBER, side cover	2	t=3m/m
19	92075-252	DAMPER RUBBER, side cover	2	t=10.5m/m
20	92071-072	GROMMET, side cover	4	
21	36001-042-2D	COVER, L.H. side	1	Candytone Lime
22	36007-036-2D	COVER, R.H. side	1	Candytone Lime
23	92071-065	GROMMET, R.H. side cover	1	
24	56018-165	EMBLEM, side cover	2	
25	56018-168-SP	DECAL, side cover	2	
26	92018-004	NUT, 5 m/m	4	

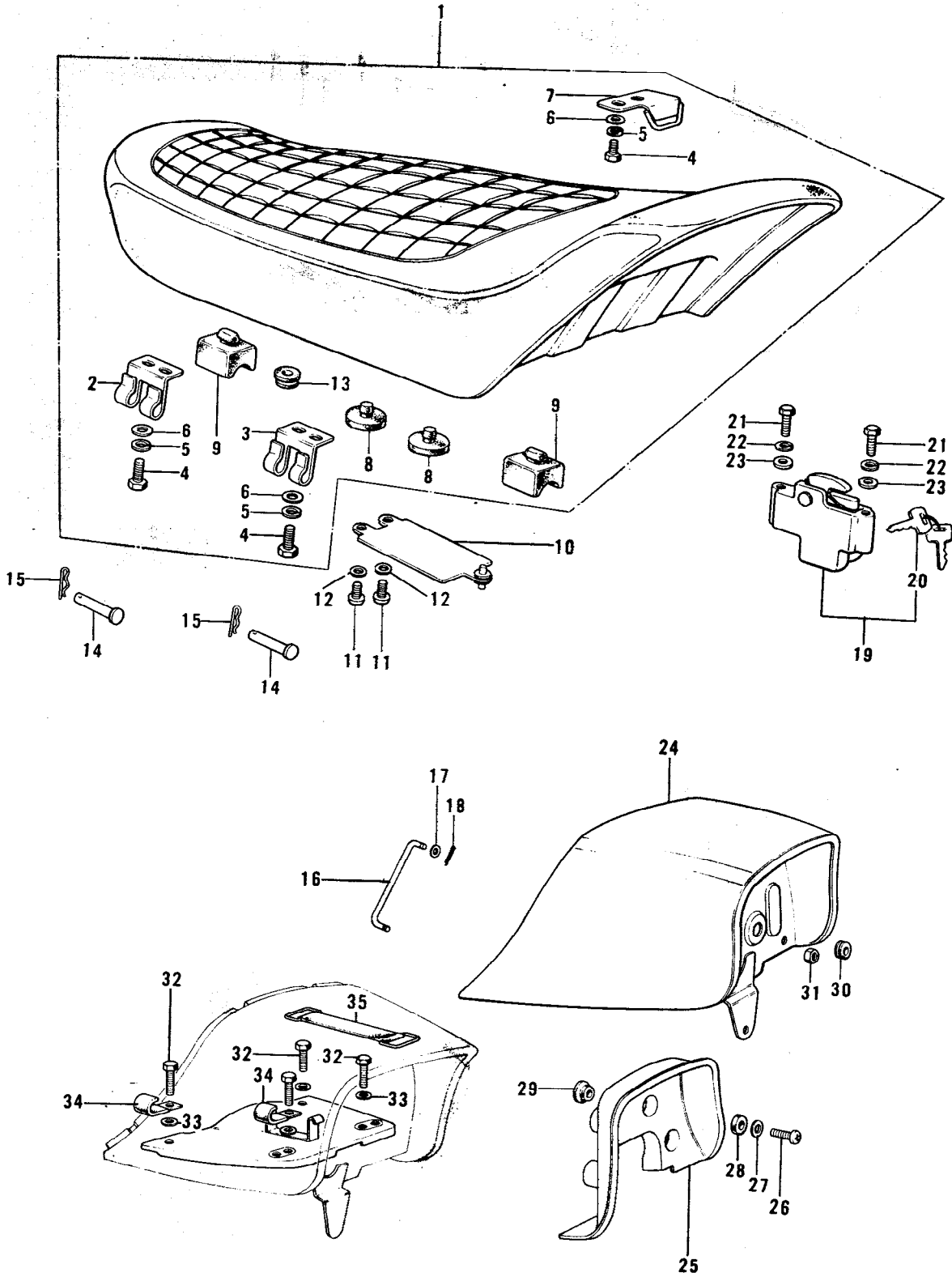
26. Dual Seat (1/2)



26. Dual Seat (1/2)

Ref. No.	Part No.	Part Name	Quantity	Remarks
1	53001-087	SEAT ASSY, dual	1	
2	53009-018	HINGE, seat	1	Front
3	53009-022	HINGE, seat	1	Rear
4	110B0614	BOLT, hex head, 6 x 14	6	
	116B0614	BOLT, hex head, 6 x 14	ALT	
5	461F0600	WASHER, spring, 6 m/m	6	
6	410B0600	WASHER, plain, 6 m/m	6	
7	53008-023	HOOK, seat	1	
8	92075-099	DAMPER RUBBER, seat	3	
9	92075-139	DAMPER RUBBER, seat	3	
10	32099-011	CASE	1	
11	220B0410A	SCREW, pan head, 4 x 10	2	
12	411B0400	WASHER, plain, 4 m/m	2	
13	92071-056	GROMMET	1	
14	53011-002	PIN, seat pivot	2	
15	92041-003	PIN, cotter	2	
16	53054-005	STOPPER, seat	1	
17	410B0600	WASHER, plain, 6 m/m	1	
18	550D1615	PIN, cotter, 1.6 x 15	1	
19	53045-013	LOCK ASSY, seat	1	
20	27008-055-01	KEY SET, #901	1	
	27008-055-02	KEY SET, #902	1	
	27008-055-03	KEY SET, #903	1	
	27008-055-04	KEY SET, #904	1	
	27008-055-05	KEY SET, #905	1	
	27008-055-06	KEY SET, #906	1	
	27008-055-07	KEY SET, #907	1	
	27008-055-08	KEY SET, #908	1	
	27008-055-09	KEY SET, #909	1	
	27008-055-10	KEY SET, #910	1	
21	110B0614	BOLT, hex head, 6 x 14	2	
	116B0614	BOLT, hex head, 6 x 14	ALT	
22	461F0600	WASHER, spring, 6 m/m	2	
23	92022-283	WASHER, plain, 6 m/m	AR	O.D.=16 ϕ t=3.2m/m
24	53043-007-2C	BACK REST, seat	1	Candytone Gold
	53043-007-2D	BACK REST, seat	1	Candytone Lime

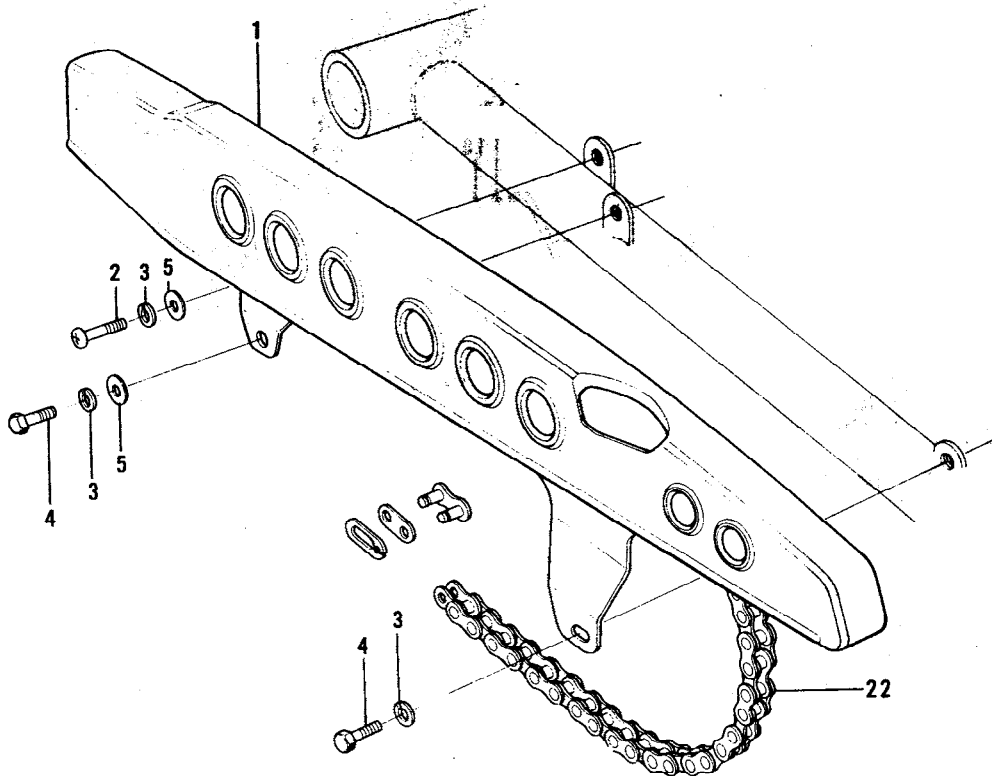
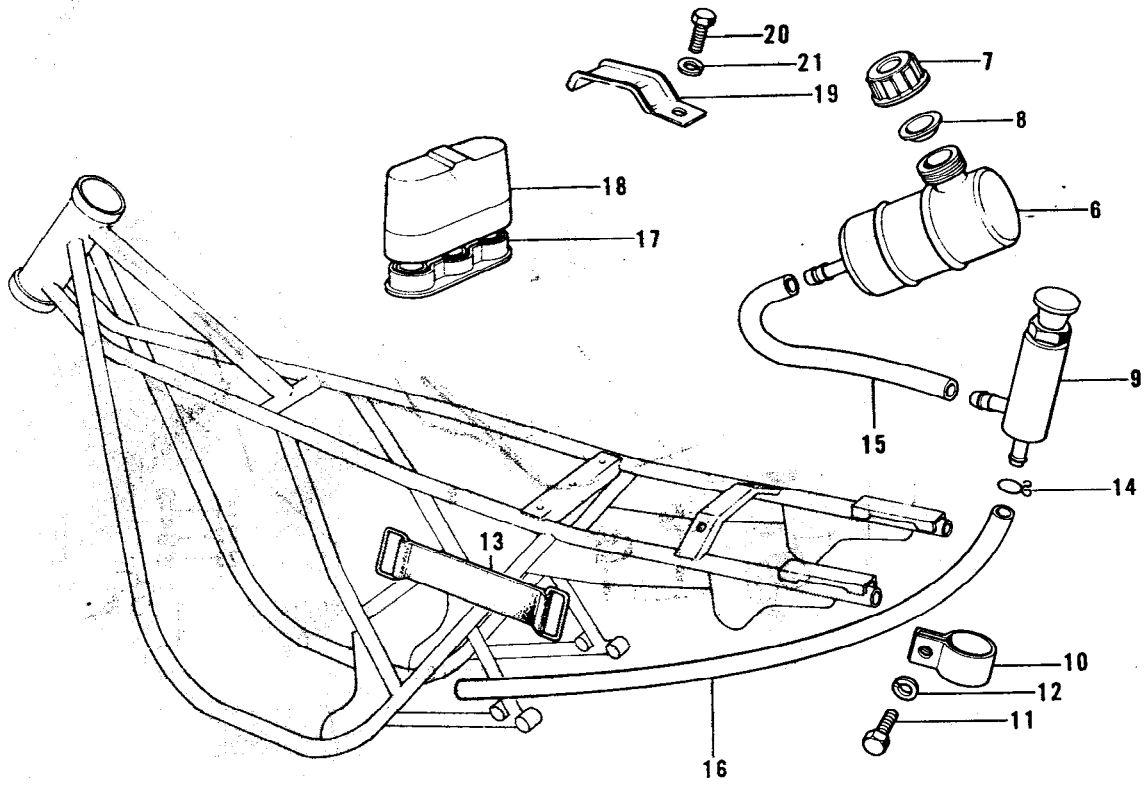
26. Dual Seat (1/2)



26. Dual Seat (2/2)

Ref. No.	Part No.	Part Name	Quantity	Remarks
25	53057-003	COVER, back rest	1	
26	220B0628	SCREW, pan head, 6 x 28	4	
27	92022-240	WASHER, plain, 6 m/m	4	O.D.=18 ϕ
28	92075-168	DAMPER RUBBER	4	
29	92075-169	DAMPER RUBBER	4	
30	92071-059	GROMMET	1	
31	311B0600	NUT, 6 m/m	1	
32	110B0816	BOLT, hex head, 8 x 16	4	
	116B0816	BOLT, hex head, 8 x 16	ALT	
33	461F0800	WASHER, spring, 8 m/m	4	
34	92037-113	CLAMP, harness	2	
35	92072-041	BAND, tool	1	

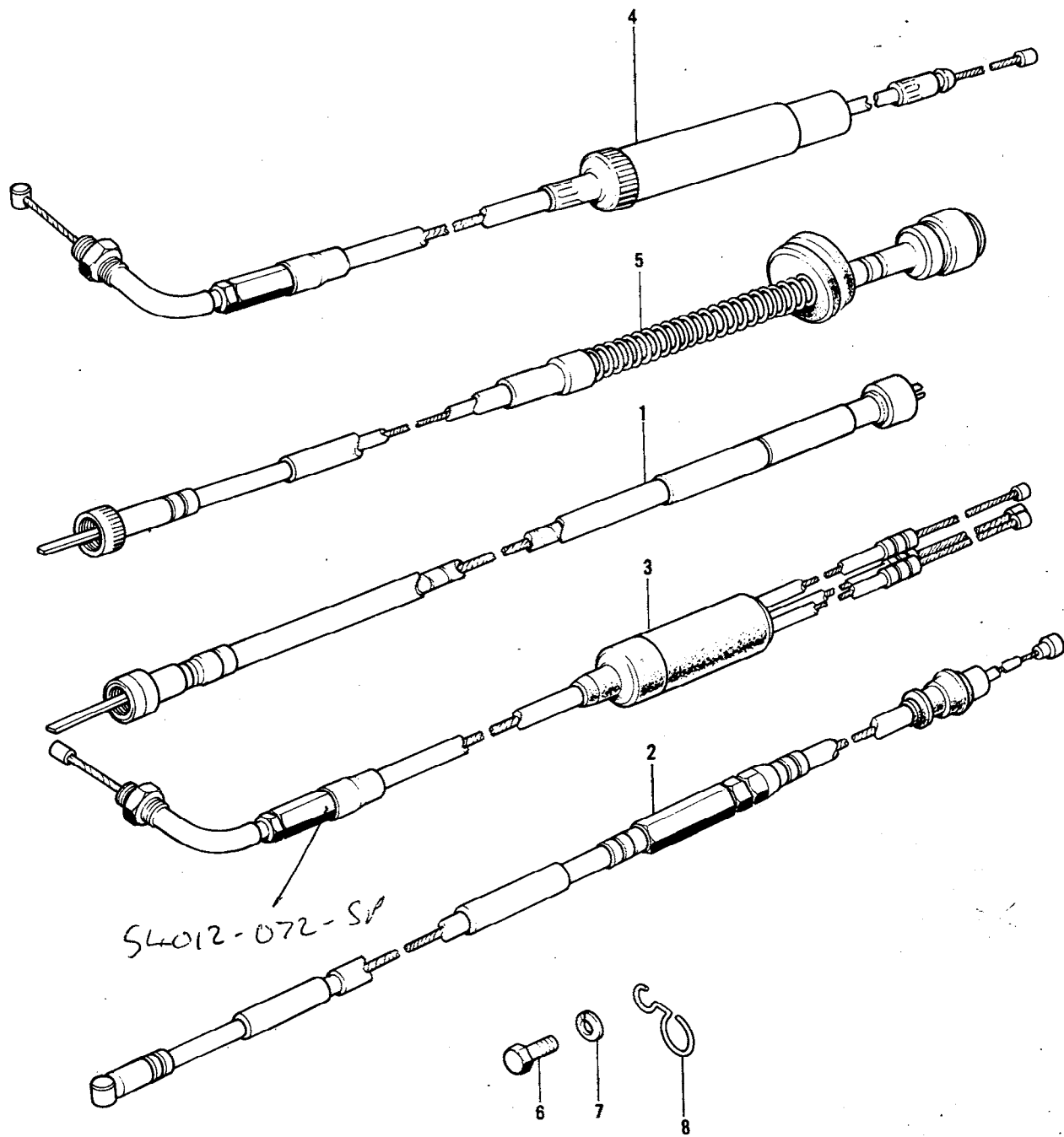
27. Chain Cover, Chain Oiler



27. Chain Cover, Chain Oiler

Ref. No.	Part No.	Part Name	Quantity	Remarks
1	36014-049-21	COVER, chain, Flat Black	1	
2	220B0612	SCREW, pan head, 6 x 12	1	
3	461F0600	WASHER, spring, 6 m/m	3	
4	92001-121	BOLT, hex head, 6 x 12	2	
5	92022-193	WASHER, plain, 6 m/m	2	
6	52001-026	TANK, chain oiler	1	
7	52003-016	CAP, chain oiler tank	1	
8	52019-001	GASKET, oil tank cap	1	
9	58042-001	OILER, chain	1	
10	58043-001	BAND, chain oiler	1	
11	110N0616	BOLT, hex head, 6 x 16	1	
12	461F0600	WASHER, spring, 6 m/m	1	
13	92072-039	BAND, chain oiler tank	1	
14	92037-147	CLAMP, chain oiler	1	
15	700Q0785	TUBE, vinyl, 7 x 85	1	
16	700Q07440	TUBE, Vinyl, 7 x 440	1	
17	32132-003	COVER, spark plug	1	
18	32132-003	HOLDER, spark plug cover	1	
19	92037-125	CLAMP, spark plug cover	1	
20	110B0614	BOLT, hex head, 6 x 14	1	
	116B0614	BOLT, hex head, 6 x 14	ALT	
21	461F0600	WASHER, spring, 6 m/m	1	
22	92057-041	CHAIN ASSY, drive, 120 Links	1	EK530SH -T2G

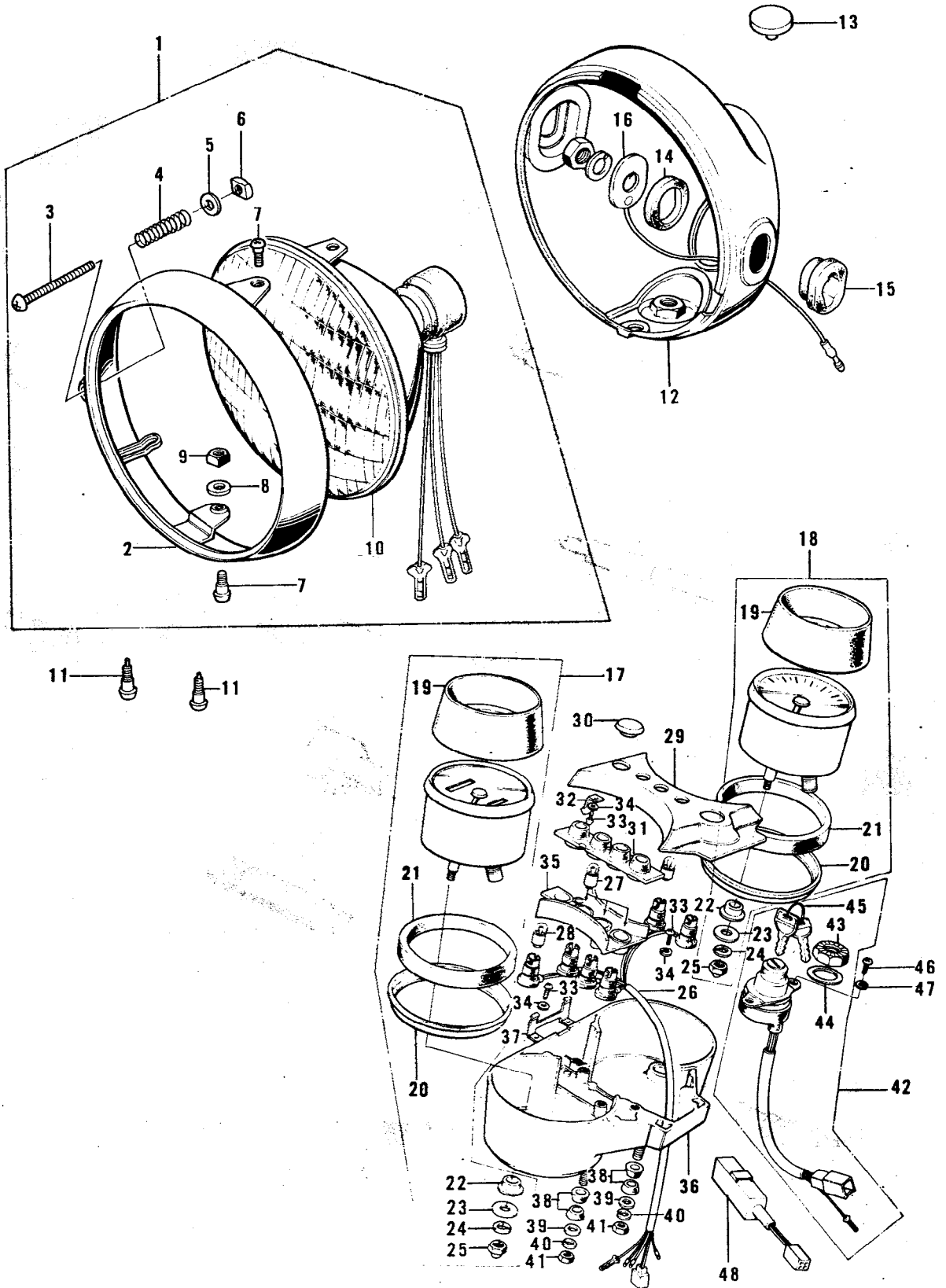
28. Cables



28. Cables

Ref. No.	Part No.	Part Name	Quantity	Remarks
1	54001-043	CABLE, speedometer	1	"01-043"
2	54011-058	CABLE, clutch	1	"11-058"
3	54012-100	CABLE, throttle control	1	"12-100"
4	54017-063	CABLE, starter	1	"17-063"
5	54018-011	CABLE, tachometer	1	"18-011"
6	110B0612	BOLT, hex head, 6 x 12	1	
	116B0612	BOLT, hex head, 6 x 12	ALT	
7	461F0600	WASHER, spring, 6 m/m	1	
8	92037-092	CLAMP, cable	1	

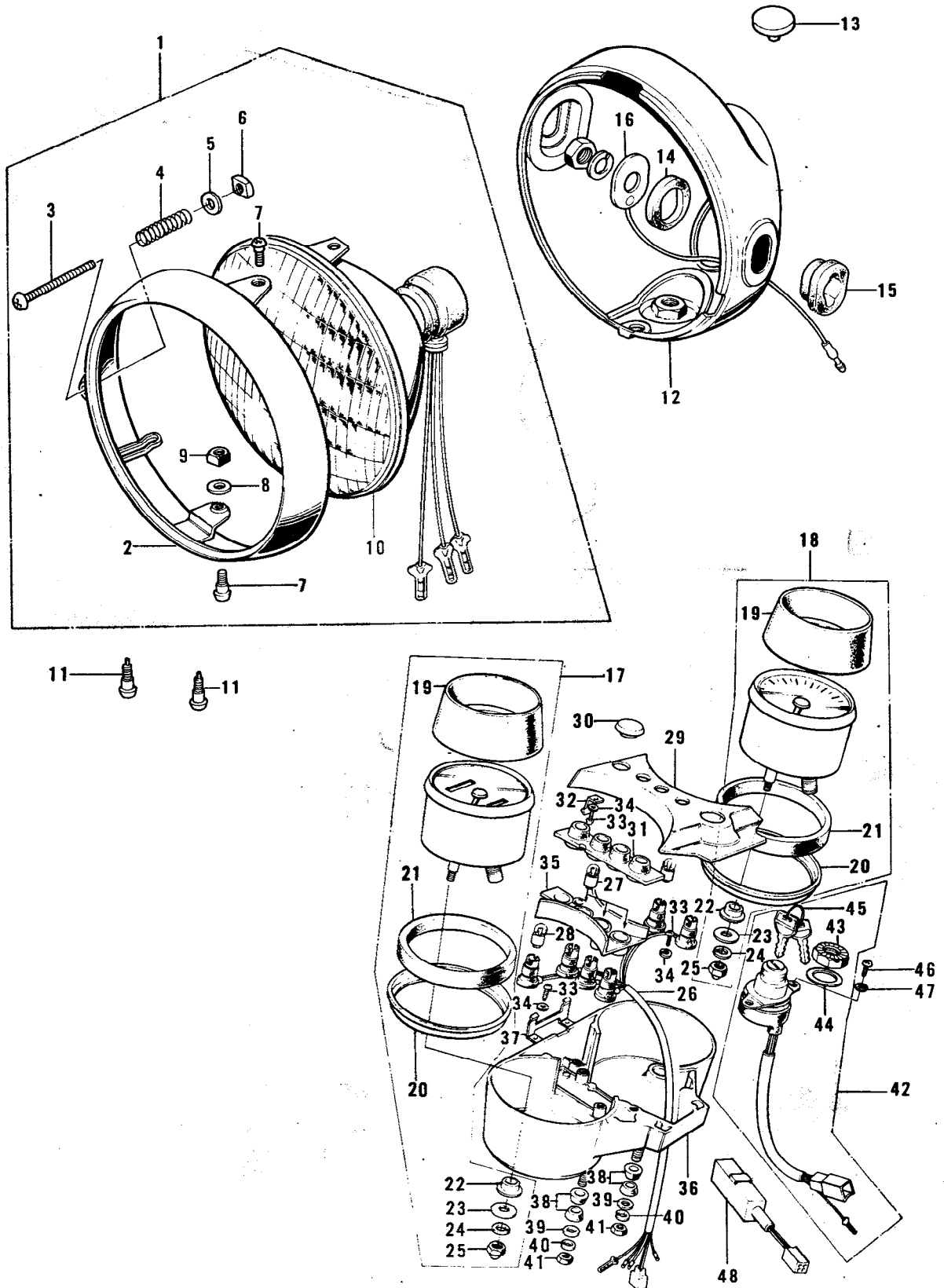
29. Electrical Equipments A (1/2)



29. Electrical Equipments A (1/2)

Ref. No.	Part No.	Part Name	Quantity	Remarks
1	23003-019	LIGHT UNIT, head	1	
2	23006-035	RIM, head light	1	
3	23019-021	SCREW, focus adjusting	1	
4	23014-005	SPRING, focus adjusting	1	
5	23021-004	WASHER, 5 m/m	1	
6	23020-018	NUT, 5 m/m	1	
7	23019-023	SCREW, pan head, 5 x 12	2	
8	23021-012	WASHER, plain, 5 m/m	2	
9	23020-020	NUT, 5 m/m	2	
10	23007-044	SEALED BEAM UNIT	1	
11	23019-022	SCREW, pan head, 5 m/m	2	
12	23005-037-21	BODY, head light	1	Flat Black
13	92074-006	PLUG, rubber	1	
14	23066-001	DAMPER RUBBER A	2	
15	23066-005	DAMPER RUBBER B	2	
16	23076-001	COLLAR SET	2	
17	25005-114	SPEEDOMETER ASSY	1	MPH
18	25016-026	TACHOMETER ASSY	1	
19	25012-012	COVER, meter	2	
20	25026-001	RING, meter	2	
21	25019-015	DAMPER RUBBER, meter	2	
22	25019-013	DAMPER RUBBER, meter case	4	
23	411B0500	WASHER, plain, 5 m/m	4	
24	461F0500	WASHER, spring, 5 m/m	4	
25	92015-059	NUT, cap, 5 m/m	4	
26	25011-040	SOCKET, meter	1	
27	92069-017	BULB, 12V-1.5W	1	
28	92069-018	BULB, 12V-3W	5	
29	25023-009	COVER, meter case	1	
30	92074-032	PLUG, rubber	1	
31	25019-014	SHOCK DAMPER, meter	1	
32	25014-004	HOLDER B, meter case cover	2	
33	220B0408A	SCREW, pan head, 4 x 8	6	
34	461F0400	WASHER, spring, 4 m/m	6	
35	25023-003	COVER, meter socket	1	

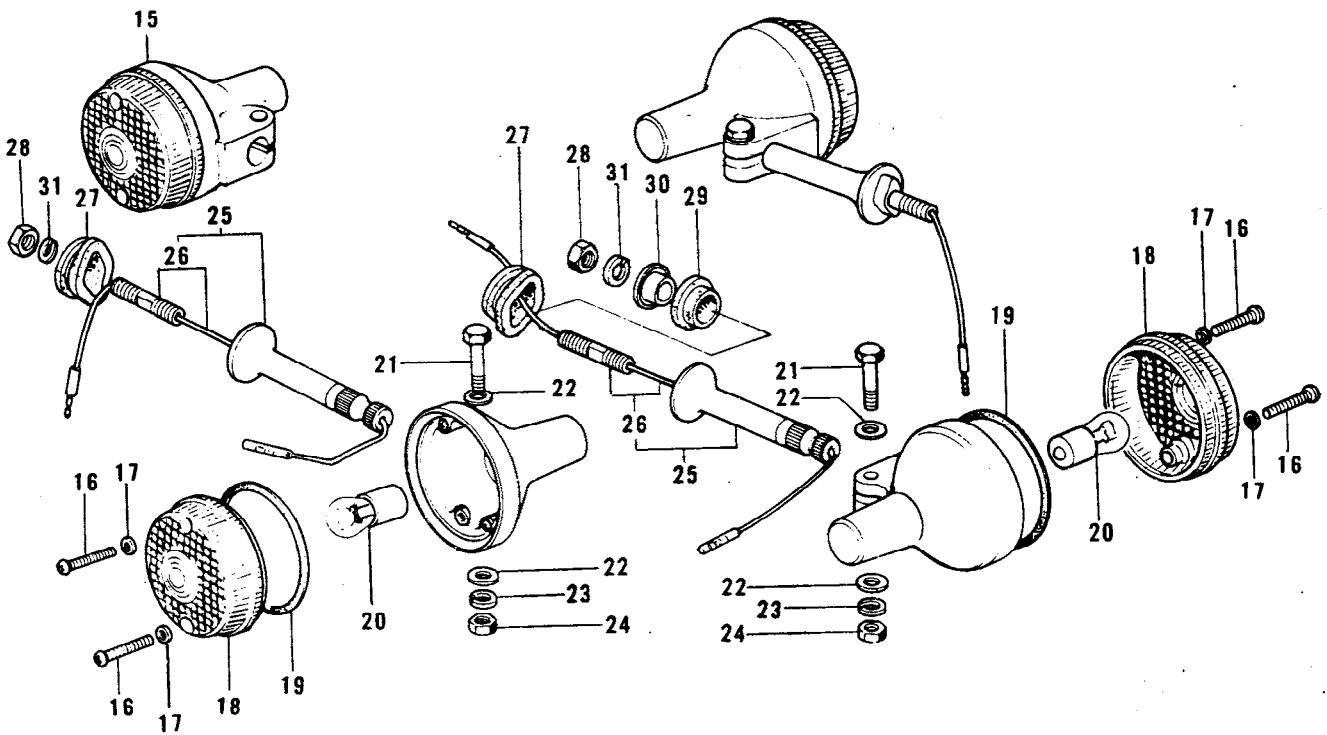
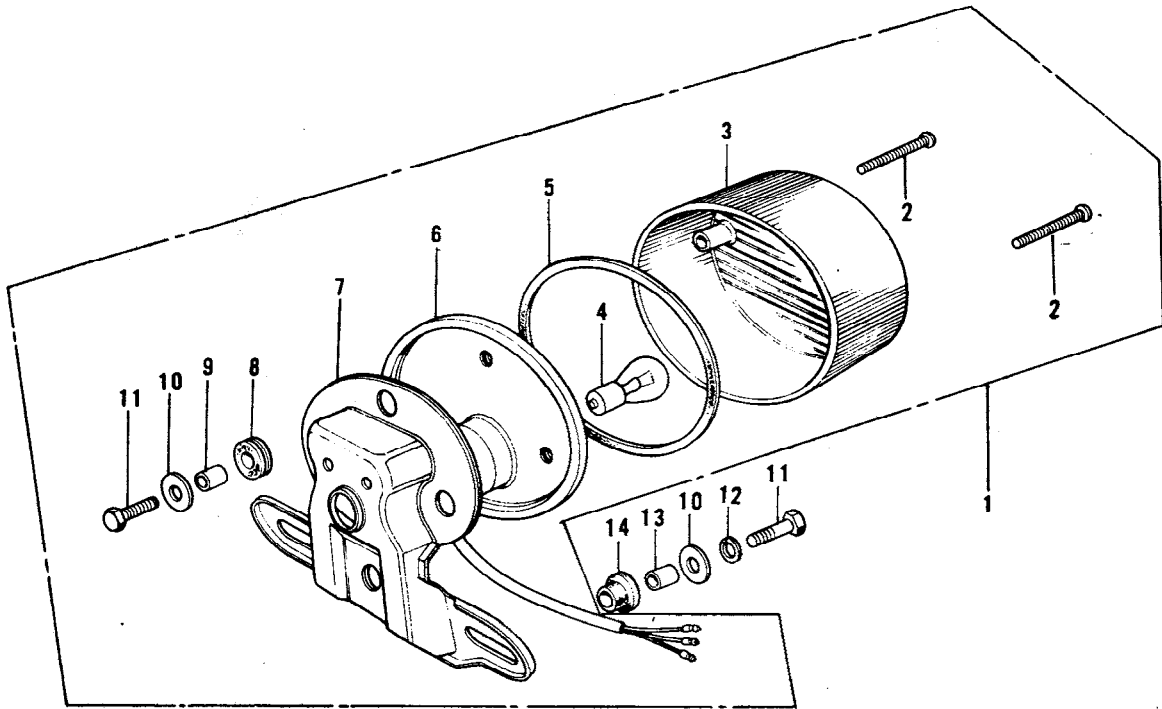
29. Electrical Equipments A (2/2)



29. Electrical Equipments A (2/2)

Ref. No.	Part No.	Part Name	Quantity	Remarks
36	25008-026	CASE, meter	1	
37	25014-003	HOLDER A, meter case	1	
38	92075-080	DAMPER RUBBER	4	
39	411B0800	WASHER, plain 8 m/m	2	
40	461F0800	WASHER, spring, 8 m/m	2	
41	310B0800	NUT, 8 m/m	2	
42	27005-054	SWITCH ASSY, ignition	1	
43	27007-003	NUT, ignition switch	1	
44	27019-002	WASHER, ignition switch	1	
45	27008-055-11	KEY SET, #911	1	
	27008-055-12	KEY SET, #912	1	
	27008-055-13	KEY SET, #913	1	
	27008-055-14	KEY SET, #914	1	
	27008-055-15	KEY SET, #915	1	
	27008-055-16	KEY SET, #916	1	
	27008-055-17	KEY SET, #917	1	
	27008-055-18	KEY SET, #918	1	
	27008-055-19	KEY SET, #919	1	
	27008-055-20	KEY SET, #920	1	
	27008-055-21	KEY SET, #921	1	
	27008-055-22	KEY SET, #922	1	
	27008-055-23	KEY SET, #923	1	
	27008-055-24	KEY SET, #924	1	
	27008-055-25	KEY SET, #925	1	
46	220B0508A	SCREW, pan head, 5 x 8	2	
47	461F0500	WASHER, spring, 5 m/m	2	
48	28019-001	SWITCH, brake switch outage indicator	1	

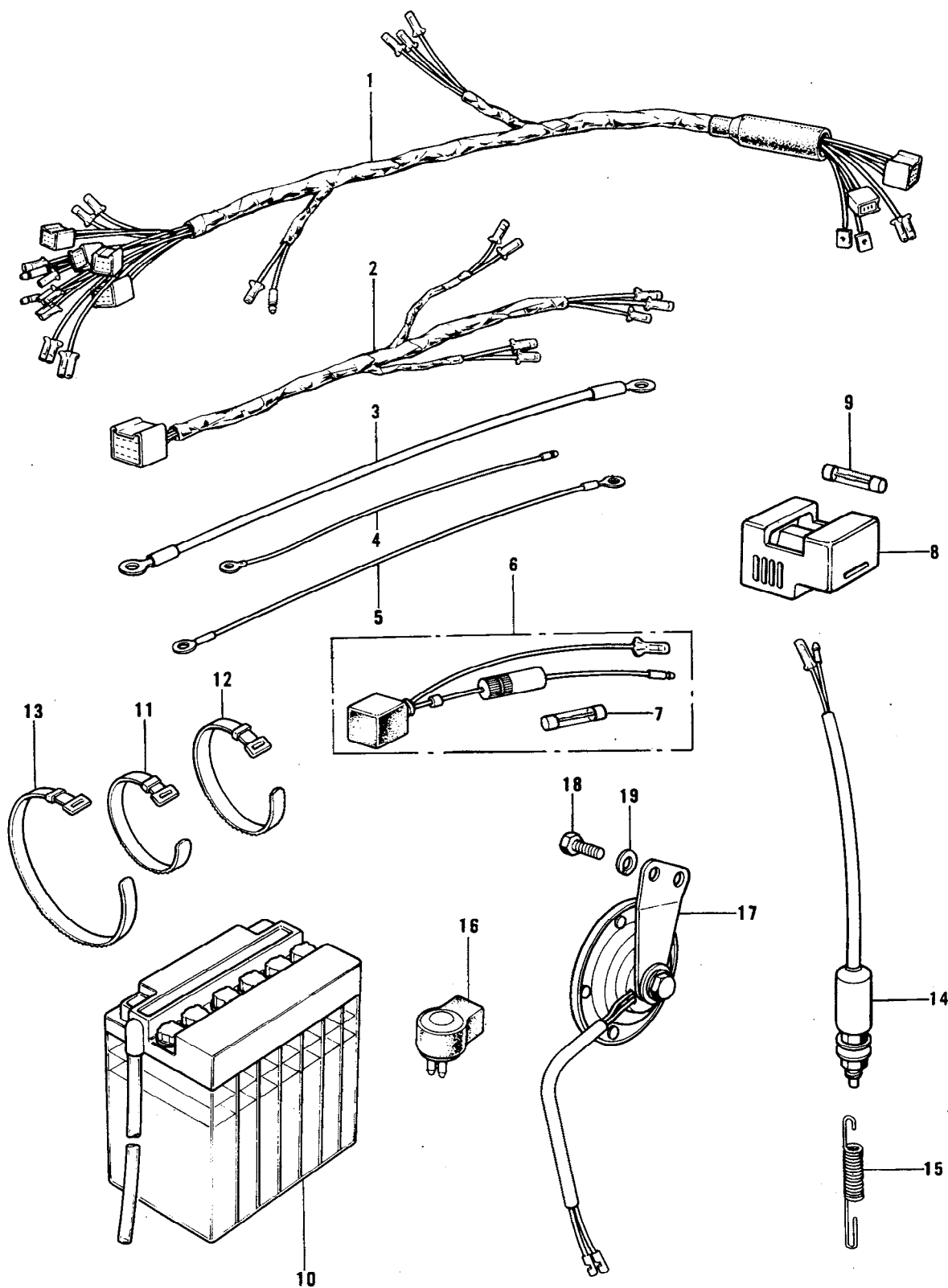
30. Electrical Equipments B



30. Electrical Equipments B

Ref. No.	Part No.	Part Name	Quantity	Remarks
1	23024-026-21	LIGHT ASSY, tail	1	Flack
2	220E0435A	SCREW, pan head, 4 x 35	2	
3	23026-023	LENS, tail light	1	
4	92069-060	BULB, 12V-23/8W	1	
5	23028-018	GASKET, tail light lens	1	
6	23027-030	CASE, tail lamp	1	
7	23036-022-21	BRACKET, license plate	1	Flat Black
8	92075-076	DAMPER RUBBER	3	
9	92027-129	COLLAR	3	
10	92022-125	WASHER, plain, 6 m/m	6	
11	110B0622	BOLT, hex head, 6 x 22	6	
	116B0622	BOLT, hex head, 6 x 22	ALT	
12	461F0600	WASHER, spring, 6 m/m	3	
13	92027-120	COLLAR	3	
14	92075-112	DAMPER RUBBER	3	
15	23040-034	LIGHT ASSY, turn signal	4	
16	220E0435A	SCREW, pan head, 4 x 35	8	
17	23058-002	WASHER, plain, 4 m/m	8	
18	23048-012	LENS, turn signal light	4	
19	23050-002	GASKET, turn signal light lens	4	
20	92069-055	BULB, 12V-23W	4	
21	110N0630	BOLT, hex head, 6 x 30	4	
22	411B0600	WASHER, plain, 6 m/m	8	
23	461F0600	WASHER, spring, 6 m/m	4	
24	310B0600	NUT, 6 m/m	4	
25	23078-001	BRACKET, turn signal lamp	4	
26	23073-001	BOLT, signal light bracket	4	
27	92075-128	DAMPER RUBBER	4	
28	315B1000	NUT, 10 m/m	4	
29	92075-158	DAMPER RUBBER	2	
30	23076-004	COLLAR SET	2	
31	461F1000	WASHER, spring, 10 m/m	2	

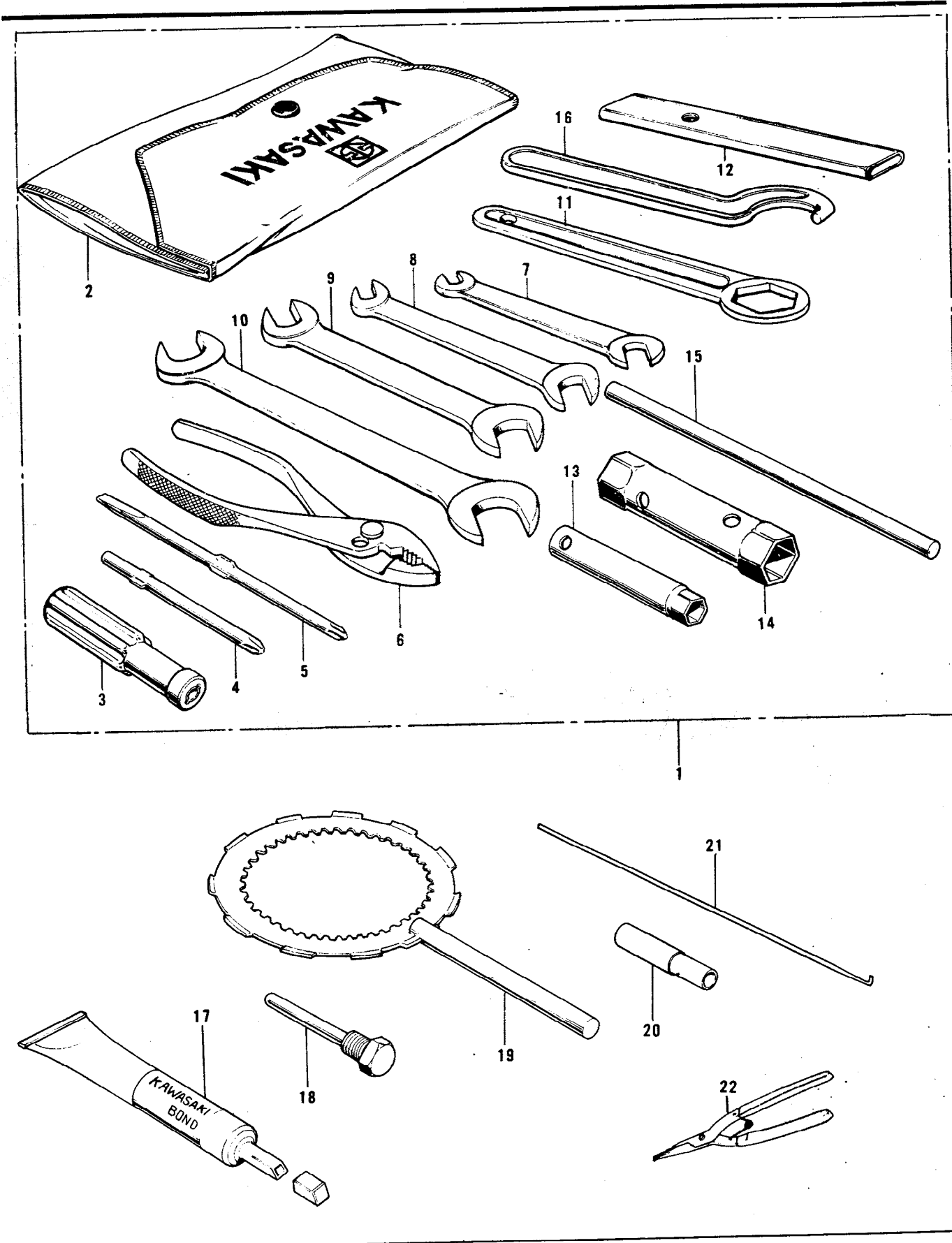
31. Electrical Equipments C



31. Electrical Equipments C

Ref. No.	Part No.	Part Name	Quantity	Remarks
1	26001-112	WIRING HARNESS, main	1	
2	26002-043	WIRING HARNESS, rear	1	
3	26010-037	WIRE, battery lead	1	L=270m/m
4	26011-082	WIRE, ground	1	L=200m/m
5	26011-084	WIRE, ground	1	L=120m/m
6	26004-019	FUSE ASSY	1	
7	26006-005	FUSE 20A	1	
8	26016-003	HOLDER, spare fuse	1	
9	26006-005	FUSE, spare 20A	1	
10	26012-022	BATTERY, 12V-6AH	1	
11	92072-030	BAND, short	4	
12	92072-031	BAND, middle	4	
13	92072-056	BAND, large	5	
14	27010-016	SWITCH, brake light	1	
15	27011-013	SPRING, brake light switch	1	
16	27002-011	RELAY, turn signal	1	
17	27003-042	HORN	1	
18	110B0816	BOLT, hex head, 8 x 16	2	
19	461F0800	WASHER, spring, 8 m/m	2	

32. Tools



32. Tools

Ref. No.	Part No.	Part Name	Quantity	Remarks
1	56007-028	TOOL KIT	1	
2	56008-007	BAG, tool	1	
3	92106-002	GRIP, screw driver	1	
4	92107-005	SCREW DRIVER, #3 phillips	1	
5	92107-003	SCREW DRIVER, #2 phillips & slot	1	
6	92112-003	PLIERS, 150 m/m	1	
7	92126-001	WRENCH, open end, 8 x 10	1	
8	92126-002	WRENCH, open end, 12 x 13	1	
9	92126-003	WRENCH, open end, 14 x 17	1	
10	92126-007	WRENCH, open end, 19 x 22	1	
11	92109-009	WRENCH, box, 27 m/m	1	
12	92111-004	BAR, wrench	1	
13	92110-007	WRENCH, box, 10 m/m	1	
14	92110-012	WRENCH, box, 17 x 21	1	
15	92111-005	BAR, wrench	1	
16	92108-007	WRENCH, shock absorber adjusting	1	
17	92104-002	LIQUID GASKET	1	} Option
18	21012-001	ROTOR PULLER	1	
19	56019-067	HOLDER, clutch	1	
20	56019-110	HOLDER, boots stopper	1	
21	56019-111	REMOVER, boots	1	
22	56019-112	PLIERS	1	

Numerical Parts Index

* : Indicates the Newly developed parts for Kawasaki 750 model H2-B.

Part No.	Page	Q'ty	Part No.	Page	Q'ty
113N1240A	34	1	110B0608	38	1
116B0612	22		110B0612	22	3
116B0612	67		110B0612	67	1
116B0614	62		110B0614	66	1
116B0614	66		110B0614	62	2
116B0614	62		110B0614	62	6
116B0614	27		110B0614	27	1
116B0620	19		110B0614	35	1
116B0620	46		110B0618	7	5
116B0622	74		110B0620	19	2
116B0622	27		110B0620	46	2
116B0632	46		110B0622	74	6
116B0816	63		110B0622	27	4
116B0820	27		110B0632	46	2
13001-050	6	3	110B0640	34	2
13002-020	6	3	110B0816	46	4
* 13008-042	6	3	110B0816	75	2
* 13024-C49	6		110B0816	63	4
* 13025-045	6		110B0820	27	2
13027-C49	6		110B0820	30	1
13029-051	6		110B0822	14	1
13031-038	6	1	110B0825	30	1
13033-027	6	3	110B0825	55	1
13058-032	15	1	110B0830	30	1
13061-010	15	1	110B0870	19	1
13063-004	15	1	110G0840	31	2
13068-023	15	1	110N0616	66	1
13070-001	15	1	110N0620	50	1
13071-003	15	1	110N0625	50	2
13072-013	15	1	110N0625	39	1
13077-002	15	1	110N0630	74	4
13080-004	14	1	110N0632	50	1
* 13081-073	7	1	110N0825	35	1
13087-027	7	1	* 11001-096-2H	2	2
13088-034	7	6	* 11001-097-2H	2	1
* 13088-035	7	1	11004-C49	2	3
13089-019	7	6	* 11005-128-2H	2	1
13091-009	7	5	* 11005-129-2H	2	1
13092-005	7	5	* 11005-130-2H	2	1
13095-029	7	1	11009-028	2	3
13102-017	7	1	11010-050	22	1
13116-009	7	1	11012-024	22	1
13116-010	7	1	11012-025	22	1
13116-011	7	1	11013-033	22	1
13118-008	7	1	11014-005	22	1
13121-020	6	1	11015-032	22	1
13127-033	10	1	11016-005	22	1
13128-020	10	1	113B10125	27	2
13129-036	11	1	113N1035	31	2
13130-027	10	1	113N1056	27	2

Numerical Parts Index

Part No.	Page	Q'ty	Part No.	Page	Q'ty
13131-033	11	1	16002-011	23	3
13132-025	10	1	16003-006	23	6
13133-024	11	1	16004-018	23	3
13134-011	10	1	16006-021	23	3
13135-015	11	1	16007-017	23	3
13136-035	10	1	16008-004	23	3
13137-019	11	1	16009-054	23	3
13140-047	10	1	16012-008	23	3
13140-048	10	1	16013-003	23	3
* 13140-065	10	1	16014-006	23	3
13142-004	10	1	16015-001	23	3
13144-030	11	1	16016-002	23	3
13144-035	11		16017-063	23	3
13144-036	11		16019-008	23	3
13147-001	10	1	16021-015	23	3
13151-012	10	1	16022-005	23	3
13156-039	14	1	16025-058	23	3
13157-004	14	1	16029-004	23	3
13158-011	14	1	16030-005	23	3
13159-007	14	1	16031-007	23	3
13159-008	14	1	16032-003	23	3
13161-035	14	1	16033-009	23	12
13168-012	14	1	16034-001	23	3
13169-005	14	1	16036-007	23	3
13170-004	14	1	16060-013	2	3
13187-005	7	1	16061-014	2	3
13224-005	18	1	16062-016	2	3
13226-004	18	1	16068-004	26	1
13229-001	7	7	* 16082-053	26	1
13238-001	7	1	16084-010	6	1
13239-007	10	1	16085-011	18	1
* 13245-007	15	1	16088-002	26	1
* 14001-063	3	1	16089-001	26	1
14013-004	3	1	16090-002	26	3
14013-012	3	1	16090-003	26	1
14013-013	3	1	16091-001	26	1
14015-001	3	1	16094-002	26	1
14026-024-80	18	1	16096-006	26	1
14027-016-80	18	1	16115-002	18	1
* 14030-033-80	18	1	16128-008	3	3
* 14031-049-80	18	1	* 16134-023	26	1
* 14032-067-80	18	1	* 16134-024	26	1
14045-012	18	1	* 16134-025	26	1
14046-021	18	1	* 16134-026	26	1
14050-008	18	1	172G0630	3	3
14051-002	3	3	172G0635	3	4
14069-003	3	1	172G0650	3	3
* 16001-214	23	2	172G0675	3	4
* 16001-216	23	1	172G0680	3	1
16002-002	23	3	172G0816	2	6

Numerical Parts Index

* : Indicates the Newly developed parts for Kawasaki 750 model H2-B.

Part No.	Page	Q'ty	Part No.	Page	Q'ty
172G0825	2	6	220B0535A	38	1
172G0835	42	2	220B0535A	2	3
172G1060	3	8	220B0535A	19	3
172G1075	3	14	220B0535A	22	3
172G1090	3	2	220B0540A	19	3
* 18001-143	22	1	220B0610	26	1
* 18001-144	22	1	220B06100	18	2
* 18001-145	22	1	* 220B06110	22	1
18033-056	22	3	220B0612	22	1
18043-010	22	3	220B0612	51	1
18044-005	22	3	220B0612	66	1
18044-006	22	3	220B0614	10	1
* 18049-102	22	3	220B0616	14	2
* 18061-051	22	1	220B0616	59	3
* 18061-052	22	1	220B0620	18	2
18067-008	2	3	220B0620	3	6
18069-049	22	3	220B0625	18	1
18070-011	22	3	220B0625	10	1
21007-021	19	1	220B0628	63	4
21007-022	19	1	220B0630	18	7
21012-001	78	1	220B0630	22	9
21020-002	19	1	220B0635	22	1
21045-009	19	1	220B0635	18	2
21072-008	19	1	220B0645	18	1
21076-011	19	1	220B0655	18	2
21098-008	19	3	220B0660	18	1
21098-009	19	1	220B0685	18	1
21119-012	19	3	220E0435A	74	2
21120-005	19	1	220E0435A	74	8
21121-064	19	3	220E0614	46	4
21130-009	19	3	221B0616	10	1
21152-003	19	3	221B0616	3	1
21155-002	19	1	221B0616	7	2
21155-003	19	1	222E0512A	54	3
21155-004	19	1	23003-019	70	1
21156-002	19	3	23005-037-21	70	1
220B0616	14	1	23006-035	70	1
220B0406A	19	3	23007-044	70	1
220B0408A	19	6	23014-005	70	1
220B0408A	42	2	23019-021	70	1
220B0408A	70	6	23019-022	70	2
220B0410A	62	2	23019-023	70	2
220B0410A	19	6	23020-018	70	1
220B0508A	71	2	23020-020	70	2
220B0510A	19	17	23021-004	70	1
220B0512A	19	3	23021-012	70	2
220B0514A	26	1	23024-026-21	74	1
220B0522A	38	2	23026-023	74	1
220B0528A	26	1	23027-030	74	1
220B0530A	38	1	23028-018	74	1

Numerical Parts Index

* : Indicates the Newly developed parts for Kawasaki 750 model H2-B.

Part No.	Page	Q'ty	Part No.	Page	Q'ty
23036-022-21	74	1	27008-055-07	62	1
23040-034	74	4	27008-055-07	43	1
23048-012	74	4	27008-055-08	43	1
23050-002	74	4	27008-055-08	62	1
23058-002	74	8	27008-055-09	62	1
23066-001	70	2	27008-055-09	43	1
23066-005	70	2	27008-055-10	43	1
23073-001	74	4	27008-055-10	62	1
23076-001	70	2	27008-055-11	71	1
23076-004	74	2	27008-055-12	71	1
23078-001	74	4	27008-055-13	71	1
* 25005-114	70	1	27008-055-14	71	1
25008-026	71	1	27008-055-15	71	1
25011-040	70	1	27008-055-16	71	1
25012-012	70	2	27008-055-17	71	1
25014-003	71	1	27008-055-18	71	1
25014-004	70	2	27008-055-19	71	1
* 25016-026	70	1	27008-055-20	71	1
25019-013	70	4	27008-055-21	71	1
25019-014	70	1	27008-055-22	71	1
25019-015	70	2	27008-055-23	71	1
25023-003	70	1	27008-055-24	71	1
25023-009	70	1	27008-055-25	71	1
25026-001	70	2	27010-016	75	1
* 26001-112	75	1	27011-013	75	1
* 26002-043	75	1	27016-038	43	1
* 26004-019	75	1	27019-002	71	1
26006-005	75	1	27031-004	43	1
26006-005	75	1	27032-001	43	1
* 26010-037	75	1	28001-019	43	2
* 26011-082	75	1	28016-002	43	2
* 26011-084	75	1	28019-001	71	1
26012-022	75	1	29120625	7	1
26016-003	75	1	31080600	7	
27002-011	75	1	31080600	3	15
* 27003-042	75	1	31080600	35	1
27005-054	71	1	31080600	34	2
27007-003	71	1	31080600	46	2
27008-055-01	62	1	31080600	19	6
27008-055-01	43	1	31080600	27	1
27008-055-02	43	1	31080600	74	4
27008-055-02	62	1	31080800	71	2
27008-055-03	62	1	31080800	30	1
27008-055-03	43	1	31080800	22	6
27008-055-04	43	1	31080800	2	6
27008-055-04	62	1	31080800	43	4
27008-055-05	62	1	31180600	7	1
27008-055-05	43	1	31180600	63	1
27008-055-06	43	1	31280500A	38	1
27008-055-06	62	1	31280800	14	1

Numerical Parts Index

* : Indicates the Newly developed parts for Kawasaki 750 model H2-B.

Part No.	Page	Q'ty	Part No.	Page	Q'ty
312N0600	50	1	410B0600	27	1
313B1000	34	1	410B0600	62	1
313B1000	38	2	410B0600	34	2
313N0800	50	1	410B0600	39	1
315B1000	31	1	410B0600	35	1
315B1000	31	2	410B0600	38	1
315B1000	74	4	410B0800	42	2
315B1200A	34	1	410B0800	15	1
316B0800	30	1	410B1000	27	5
316B0800	22	12	410B1400	2	12
316B1000	3	12	41021-029	47	1
318N0800	14	1	41021-030	47	1
* 32002-080	27	1	41022-030	47	1
32030-C16	27	2	41022-031	47	1
* 32030-C42	27	1	41023-015	47	1
* 32030-C43	27	1	41023-016	47	1
32099-011	62	1	41024-008	47	2
* 32099-014	27	1	41025-049	47	1
32100-014	27	1	41025-051	47	1
32112-006	30	2	41027-042	47	20
32132-003	66	1	41027-057	47	20
32132-003	66	1	41028-041	47	20
* 33001-059	31	1	41028-057	47	20
33032-038	31	1	41034-021-21	54	1
33033-009	31	2	41039-019	54	1
33034-008	31	1	41042-009	54	1
33034-009	31	2	41045-006	55	1
* 33035-007	31	2	41048-012	55	2
33040-063	31	2	41049-007	55	2
33044-001	31	2	41050-017	55	1
34003-025	34	1	41051-003	55	1
34003-026	34	1	41059-016	54	1
34006-003	34	2	41060-012	54	1
* 34011-033	34	1	41062-005	54	1
34019-011	34	1	41063-001	54	2
34023-007	34	1	41064-007	54	1
34023-013	34	1	41068-006	54	1
* 34024-049	34	1	41069-018	54	1
34028-010	34	2	41074-022	47	1
34029-008	34	2	41075-001	47	
35004-085	46	1	41075-002	47	
35009-029	46	1	41075-003	47	
* 35022-095	46	1	41078-001	54	1
* 35032-025	27	1	41080-001	51	1
* 36001-042-20	59	1	41082-001	54	1
* 36001-042-20	59	1	41085-004	55	1
* 36007-036-20	59	1	411B0400	19	6
* 36007-036-20	59	1	411B0400	62	2
* 36014-049-21	66	1	411B0500	19	9
410B0600	62	6	411B0500	70	4

Numerical Parts Index

* : Indicates the Newly developed parts for Kawasaki 750 model H2-B.

Part No.	Page	Q'ty	Part No.	Page	Q'ty
41180600	74	8	43033-001	50	1
41180600	22	1	43034-001	50	1
41180600	50	2	43041-001	51	1
41180600	50	1	43042-001	51	1
41180600	46	2	43043-001	51	1
41180600	46	8	43044-001	51	1
41180800	59	2	43045-001	51	2
41180800	27	2	43046-001	51	1
41180800	30	3	43047-001	51	1
41180800	30	1	43048-001	51	1
41180800	71	2	43049-001	51	1
41181000	34	4	43051-001	51	1
41181000	51	2	43052-001	51	4
42082014	6	1	43053-001	51	4
42005-030	55	1	43054-001	51	1
* 42006-036-80	55	1	43058-001	51	1
42008-010	55	1	43059-002	50	1
42010-021	55	1	* 43059-016	50	1
42014-021	55	6	43060-001	50	1
42028-023	47	1	43061-001	50	1
42029-033	55	1	43062-001	50	1
* 42031-045	55	1	43063-001	50	1
42032-030	55	1	43064-001	50	1
42036-014	55	1	43064-005	50	1
42037-023	55	1	43065-001	50	1
42041-106	55	1	43066-001	50	3
42041-108	55		43067-001	50	6
42041-109	55		43069-002	50	1
42045-005	55	6	43070-001	51	2
42045-018	55	1	43071-001	51	1
43001-037	34	1	43072-001	50	1
43004-010	34	1	43073-001	50	1
43005-016	34	1	43073-002	51	1
43007-033	31	1	43074-001	50	1
43009-001	31	1	43082-001	51	1
* 43011-023	35	1	43085-001	51	1
43012-002	35	1	* 44001-124	42	1
* 43015-010	50	1	44005-041	42	1
43017-001	50	1	44006-039	42	1
43018-001	50	1	44009-014	42	2
43019-001	50	1	44010-021	42	2
43022-001	50	1	44013-032	42	2
43024-001	50	1	44018-009	42	2
43025-001	50	1	44022-019	42	2
43026-003	50	1	44026-031	42	2
43027-001	50	1	44028-023	42	2
43028-001	50	1	44029-019	42	2
43029-002	50	1	44032-008	42	2
43030-002	50	1	* 44033-068	42	1
43031-001	50	1	* 44034-068	42	1

Numerical Parts Index

* : Indicates the Newly developed parts for Kawasaki 750 Model H2-B.

Part No.	Page	Q'ty	Part No.	Page	Q'ty
* 44037-082	43	1	461FC500	19	23
44039-048	42	1	461FC500	70	4
44041-040	42	2	461F0500	71	2
44041-042	42	1	461F0600	66	1
44041-049	42	2	461F0600	59	3
44043-044	42	2	461F0600	10	1
44043-048	42	2	461F0600	46	4
44044-012	42	2	461FC600	51	1
44044-019	42	2	461F0600	66	3
44045-002	42	2	461FC600	62	2
44045-034	42	2	461F0600	62	6
44045-038	42	2	461FC600	27	4
44045-041	42	2	461F0600	74	3
44046-015	42	2	461F0600	22	1
44062-003	42	2	461F0600	19	2
44063-003	42	2	461F0600	65	1
* 44064-020	42	2	461FC600	67	1
* 45014-096	31	2	461F0600	22	1
45016-008	31	2	461F0600	50	1
45017-012	31	2	461F0600	74	4
45017-015	31	2	461FC800	63	4
460EC800	2	6	461FC800	19	1
460E1000	3	12	461FC800	42	6
* 46003-032	38	1	461FC800	27	2
46012-008	38	2	461FC800	30	2
46012-010	38	2	461FC800	31	2
46028-003	38	1	461FC800	30	1
46031-005	38	1	461FC800	35	1
46043-005	38	1	461FC800	71	2
46043-006	38	1	461FC800	38	4
46044-014	38	1	461F0800	75	2
46055-006	39	1	461FC800	46	4
46056-005	39	1	461F1000	38	2
46059-011	38	1	461F1000	34	2
46075-017	38	1	461F1000	34	1
46076-036	38	1	461F1000	31	1
46079-003	38	1	461F1000	31	4
46091-014	38	1	461F1000	74	2
46091-023	38	1	461F1000	51	2
46092-016	38	1	461F1200	34	1
46094-011-21	39	1	461F1200	43	2
46096-009	38	1	46100-003	43	1
46098-010	43	1	46117-006	30	1
461E0600	3	21	46132-003	38	1
461E0600	3	12	463G2000	10	1
461E0800	14	1	463H0600	6	1
461E0800	22	12	464H0500	38	1
461E1400	2	12	464HC600	10	1
461F0400	70	6	464F0600	14	1
461F0400	19	15	480J1600	34	2

Numerical Parts Index

* : Indicates the Newly developed parts for Kawasaki 750 Model H2-B.

Part No.	Page	Q'ty	Part No.	Page	Q'ty
480J2600	15	1	56002-020	38	1
481J1800	50	1	56003-009	38	1
481J4000	54	1	56007-028	78	1
482J0300	15	2	56008-007	78	1
482K4000	18	1	* 56018-165	59	2
482K5000	14	2	* 56018-168-SP	59	2
482K5000	15	1	56019-067	78	1
510A5100	6	1	56019-110	78	1
* 51001-099-2C	58	1	56019-111	78	1
* 51001-099-2D	58	1	56019-112	78	1
51023-014	58	1	* 56027-179-SP	58	1
51035-005	58	1	* 56027-180-SP	58	1
51037-007	58	1	* 56027-185-SP	58	1
51038-005	58	1	* 56027-186-SP	58	1
51048-007	58	1	58042-001	66	1
51053-003	58	1	58043-001	66	1
51059-008	58	1	600A0800	15	1
51063-002	58	1	600A0800	27	38
51069-001	58	1	600A1000	7	1
52001-026	66	1	601B6005	10	1
* 52001-038	59	1	601B6203	54	1
52003-016	66	1	601B6206	55	1
52003-019	59	1	601B6304	55	1
52015-005	59	1	601B6304Z	55	1
52019-001	66	1	670B2015	59	1
52020-001	59	1	670B2020	18	1
* 53001-087	62	1	670B3024	6	1
* 53008-023	62	1	671B2530	31	2
53009-018	62	1	700QC5600	59	1
53009-022	62	1	700QC7440	66	1
53011-002	62	2	700Q0785	66	1
* 53043-007-2C	62	1	92001-012	14	1
* 53043-007-2D	62	1	92001-060	6	1
53045-013	62	1	92001-104	54	6
* 53054-005	62	1	92001-110	15	1
* 53057-003	63	1	92001-121	66	2
54001-043	67	1	92001-121	19	4
* 54011-058	67	1	92001-143	31	2
* 54012-100	67	1	92003-015	55	6
* 54017-063	67	1	92003-064	43	2
54018-011	67	1	92003-071	34	1
55001615	62	1	92003-072	14	1
55002012	34	2	92003-079	34	1
55002015	35	1	92003-097	31	1
55002525	55	1	92003-117	14	1
55003025	55	2	92005-002	31	1
55003025	31	1	92007-002	38	4
55003025	34	1	92007-020	38	1
55004015	55	1	92007-031	43	1
552A1014	3	4	* 92007-040	59	2