

KAWASAKI

Model
350:S-2

PARTS CATALOGUE

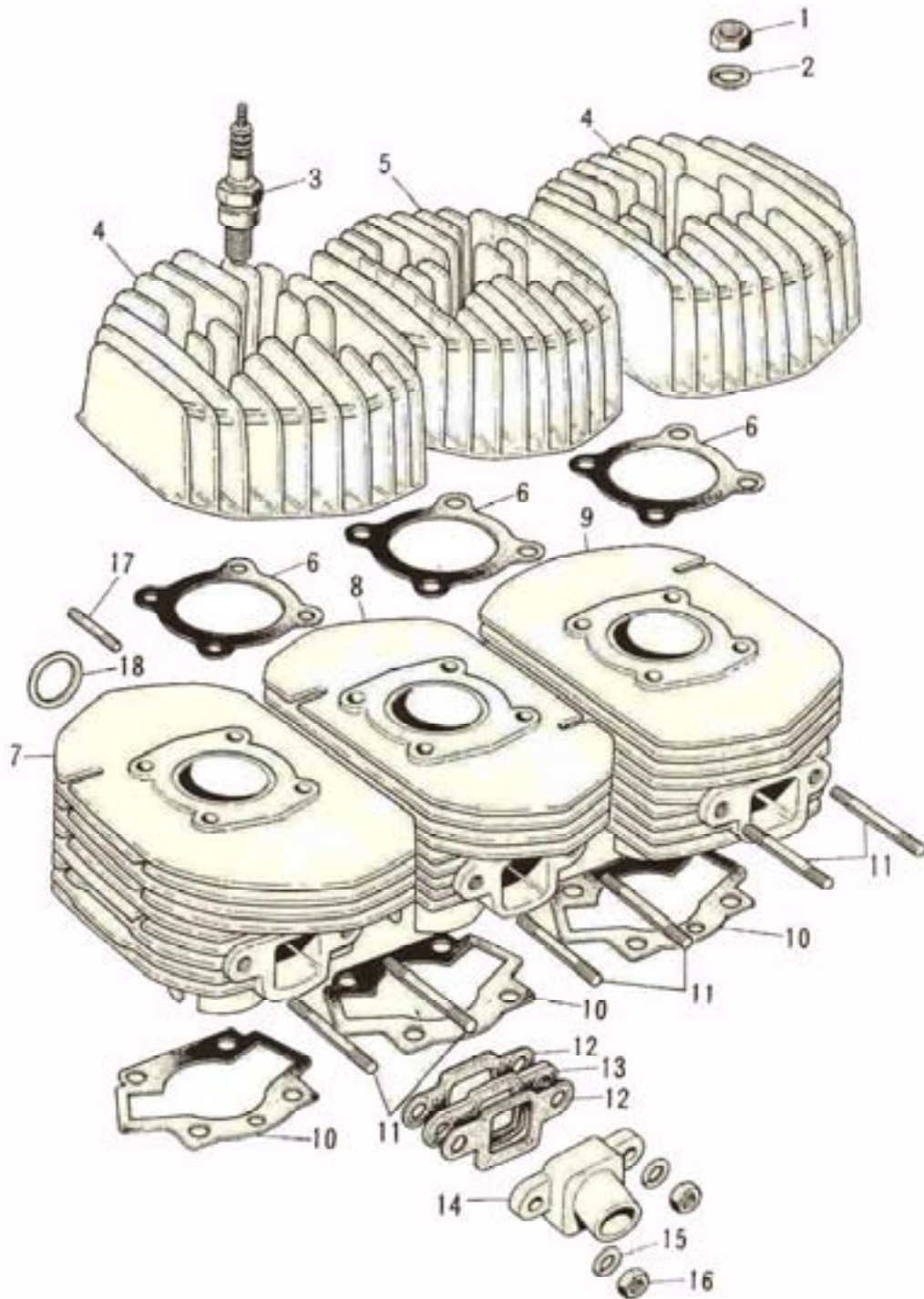
KAWASAKI

350 S2

INDEX

1. Cylinder Head, Cylinder	1
2. Crankcase	3
3. Piston	5
4. Clutch	7
5. Transmisson Gears	9
6. Gear Change Mechanism	13
7. Kickstarter Mechanism	15
8. Engine Covers	17
9. Electrical Equipmenet	19
10. Air Cleaner, Mufflers	21
11. Carburetors	23
12. Oil Pump	25
13. Frame	27
14. Swinging Arm, Rear Shock Absorber	29
15. Footrest, Stands, Brake Pedal	31
16. Handlebar, Grips	33
17. Front Fork	37
18. Fenders	41
19. Tires, Rims	43
20. Front Hub	45
21. Rear Hub	47
22. Fuel Tank	49
23. Oil Tank, Side Covers, Chain Cover	51
24. Seat	53
25. Cables	55
26. Electrical Equipmenet A	57
27. Electrical Equipmenet B	63
28. Tools	65
Numerical Parts Index	68
Standard Hardwares Index	74

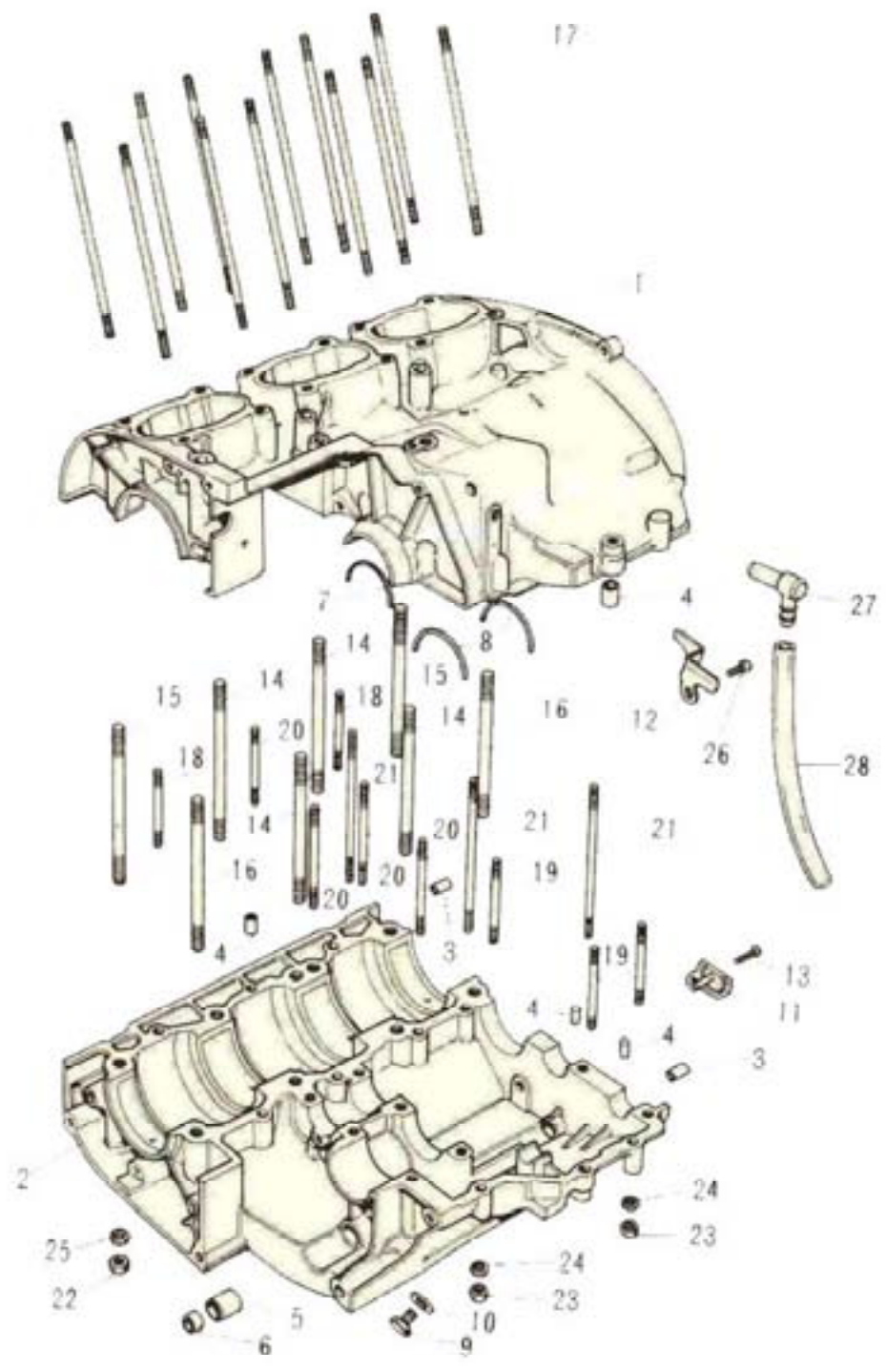
. Cylinder Head, Cylinder



1. Cylinder Head, Cylinder

Ref. No.	Part No.	Part Name	Quantity	Remarks
1	316B0800	NUT, 8m/m	12	
2	460E0800	WASHER-plain, 8m/m	12	
3	* 92070-011	SPARK PLUG, B-9HC	1	
4	11001-053	CYLINDER HEAD	2	for L.H. & R.H.
5	11001-054	CYLINDER HEAD	1	for CENTER
6	11004-043	GASKET-cylinder head	3	
7	11005-068	CYLINDER	1	for L.H.
8	11005-069	CYLINDER	1	for CENTER
9	11005-070	CYLINDER	1	for R.H.
10	11009-027	GASKET-cylinder base	3	
11	172G0820	STUD, 8×20	6	
12	16062-014	GASKET-air inlet	6	
13	16061-012	INSULATOR-heat	3	
14	16060-012	INLET PIPE	3	
15	461F0800	WASHER-spring, 8m/m	6	
16	316B0800	NUT, 8m/m	6	
17	172G0830	STUD, 8×30	6	
18	18067-003	GASKET-exhaust pipe	3	

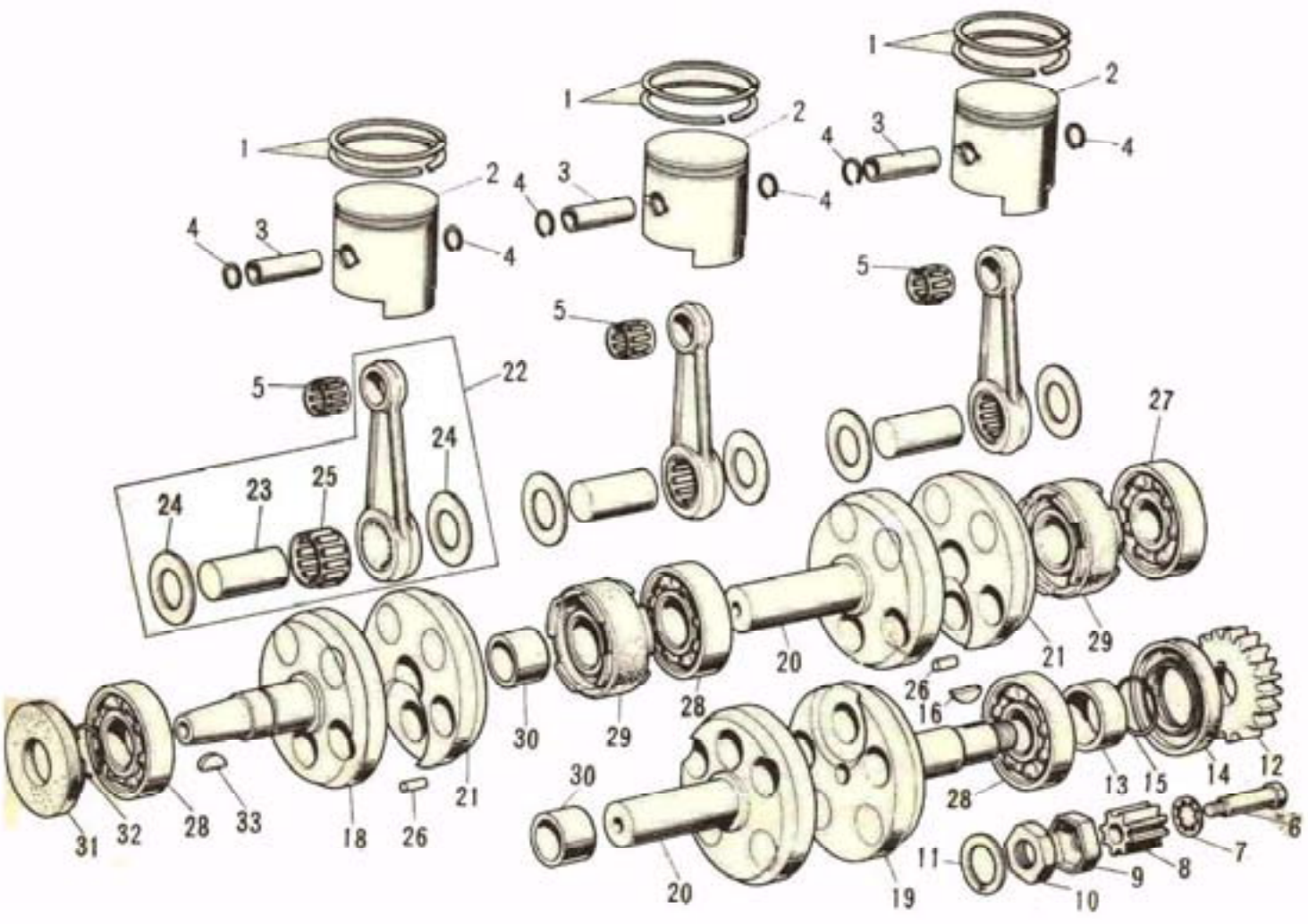
2. Crank Case



2. Crank Case

Ref. No.	Part No.	Part Name	Quantity	Remarks
1~5	14001-049	CRANK CASE SET	1	
3	552A1014	DOWEL PIN, 10×14	4	
4	92042-016	DOWEL PIN, 6m/m	3	
5	92028-071	BUSHING-gear change pedal shaft	1	
6	92049-004	OIL SEAL, SB12205	1	
7	14013-013	RING-bearing setting	1	
8	14013-004	RING-bearing setting	2	
9	92067-001	PLUG-oil drain	1	
10	92065-011	GASKET-oil drain plug	1	
11	14015-001	RECEIVER-oil	1	
12	14015-003	RECEIVER-oil	1	
13	221B0616	SCREW-countersunk head, 6×16	1	
14	172G1050	STUD, 10×50	4	
15	172G1070	STUD, 10×70	2	
16	172G1080	STUD, 10×80	2	
17	172G08115	STUD, 8×115	12	
18	172G0622	STUD, 6×22	2	
19	172G0635	STUD, 6×35	3	
20	172G0645	STUD, 6×45	5	
21	172G0665	STUD, 6×65	3	
22	316B1000	NUT, 10m/m	8	
23	310B0600	NUT, 6m/m	13	
24	461F0600	WASHER-spring, 6m/m	13	
25	461F1000	WASHER-spring, 10m/m	8	
26	220B0610	SCREW-pan head, 6×10	1	
27	14069-003	BREATHHER-crank case	1	
28	92059-061	PIPE-breather	1	

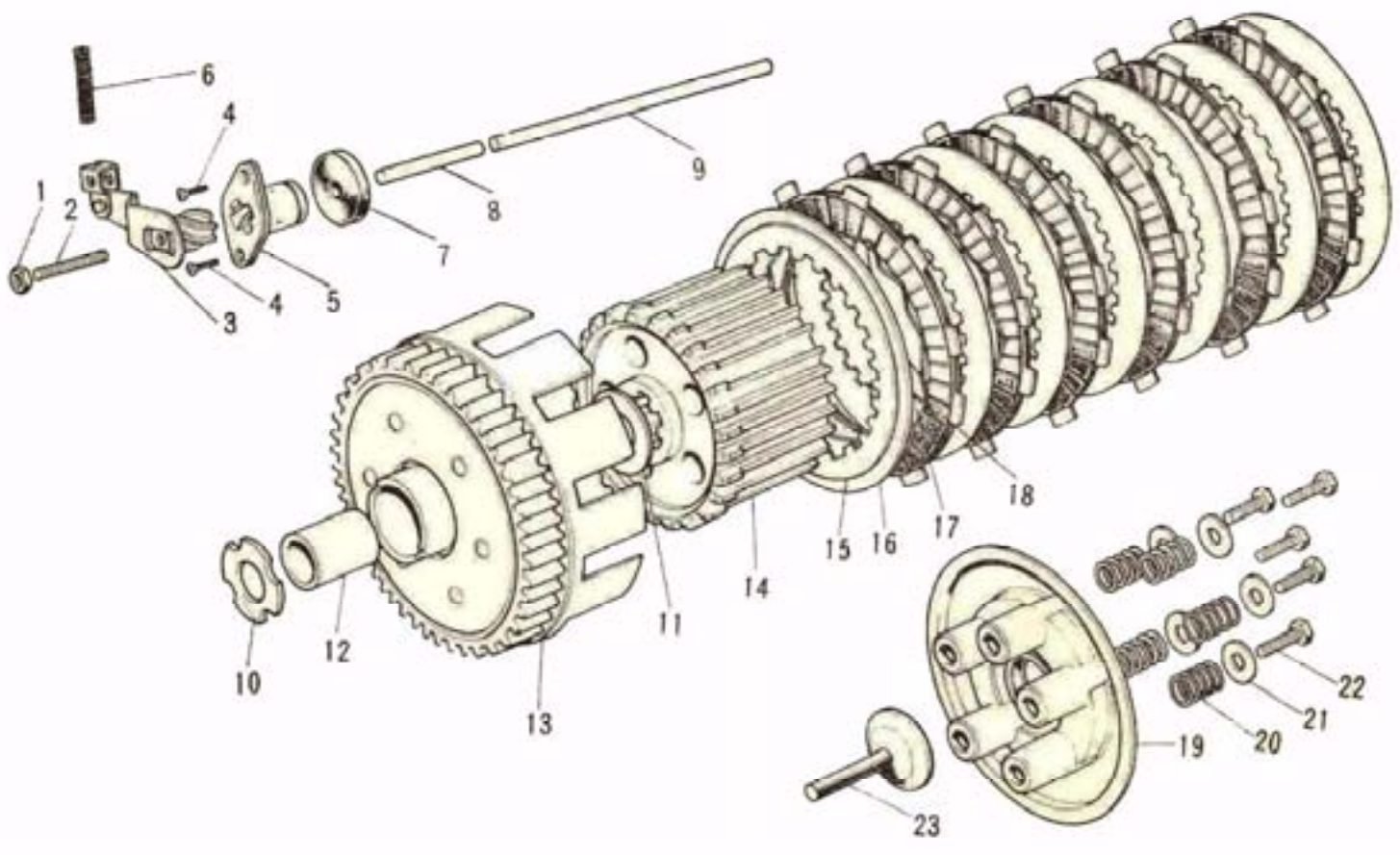
3. Piston, Crankshaft



3. Piston, Crankshaft

Ref. No.	Part No.	Part Name	Quantity	Remarks
1	13008-031	RING SET-piston, STD	1×3	
	13025-036	RING SET-piston, 0.020* over size		
	13024-039	RING SET-piston, 0.040* over size		
2	13001-043	PISTON, STD	1×3	
	13029-052	PISTON, 0.020* over size		
	13027-050	PISTON, 0.040* over size		
3	13002-002	PIN-piston	1×3	
4	92036-005	CIRCLIP-piston pin	2×3	
5	13033-007	NEEDLE BEARING-small end	1×3	
6	92003-068	BOLT-oil pump pinion	1	
7	463H0600	WASHER-lock, 6m/m	1	
8	16084-012	PINION-oil pump WHN EXH USE 16084-014	(1)	11T
	16084-014	PINION-oil pump	1	11T
9	92024-021	WASHER-lock	1	
10	92015-019	NUT, 18m/m	1	
11	92024-006	WASHER-lock, 18m/m	1	
12	13121-021	PINION-primary	1	27T
13	92027-031	COLLAR-crankshaft	1	
14	92050-023	OIL SEAL, TC326210	1	
15	92055 018	"O"RING, 18m/m	1	
16	92038-015	WOODRUFF KEY	1	
18~30	13031-037	CRANKSHAFT & CONNECTING ROD ASSY	1	
18	*	CRANKSHAFT, L. H	N.A.	
19	*	CRANKSHAFT, R. H	N.A.	
20	*	CRANKSHAFT, CENTER	N.A.	
21	*	CRANKWEB, CENTER	N.A.	
22	*	CONNECTING ROD SET	N.A.	
23	*	CRANK PIN	N.A.	
24	*	WASHER-side	N.A.	
25	*	NEEDLE BEARING-big end	N.A.	
26	*	DOWEL PIN, 5×12	N.A.	
27	*	BALL BEARING	N.A.	
28	601B6305	BALL BEARING, #6305	3	
29	*	OIL SEAL, DCY326227	N.A.	
30	*	COLLAR-crankshaft	N.A.	
31	92050-041	OIL SEAL, TCY256210	1	
32	* 92036-013	CIRCLIP	1	
33	92038-001	WOODRUFF KEY	1	

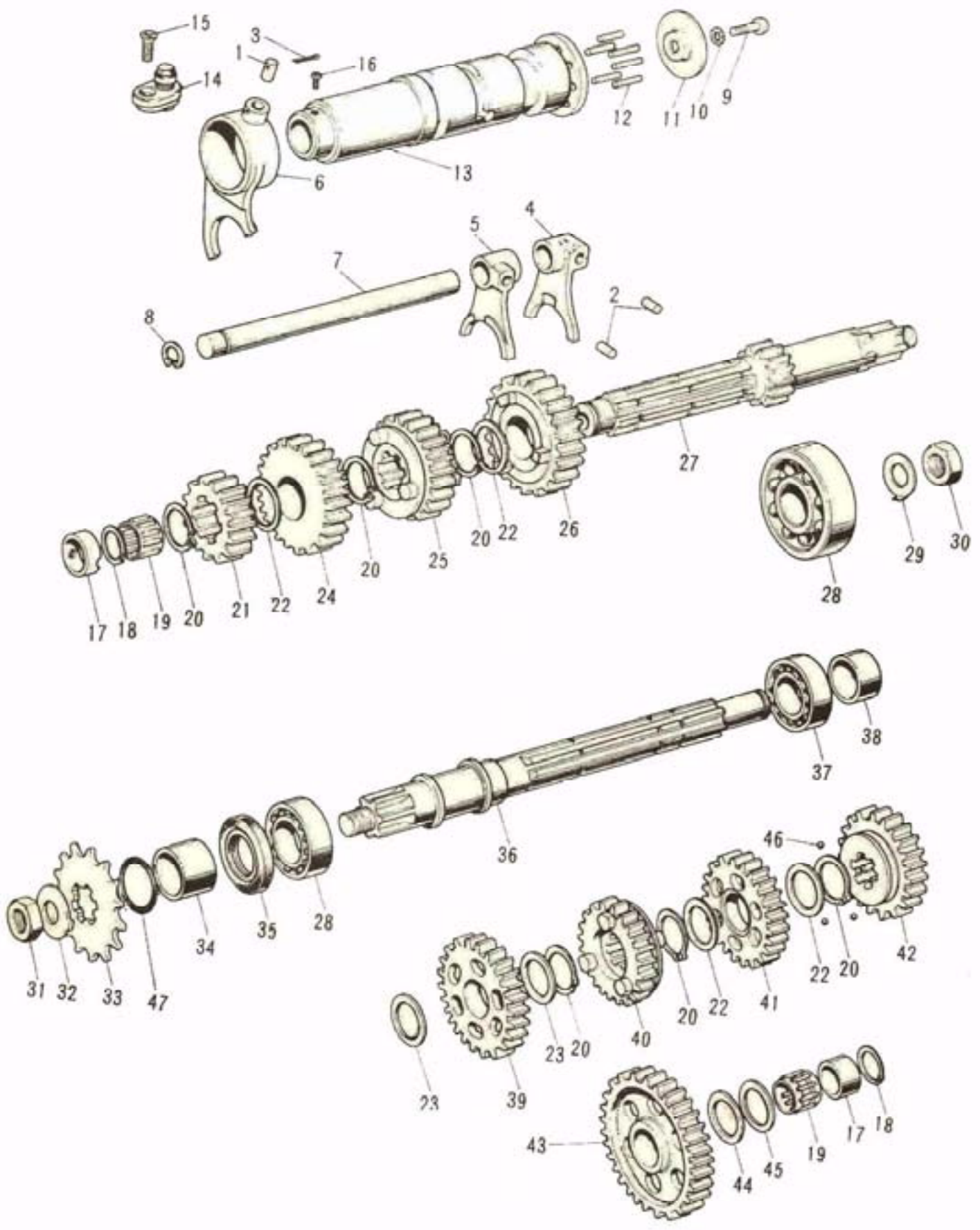
4. Clutch



4. Clutch

Ref. No.	Part No.	Part Name	Quantity	Remarks
1	311B0600	NUT, 6m/m	1	
	310B0600	NUT, 6m/m	ALT	
2	291Z0622	SCREW-slotted, 6×22	1	
3	13102-009	INNER-clutch release WHN EXHUSE 13102-014	(1)	
	13102-014	INNER-clutch release	1	
4	221B0616	SCREW-countersunk head, 6×16	2	
5	13118-004	OUTER-clutch release	1	
6	92081-096	SPRING-clutch release	1	
7	92050-040	OIL SEAL	1	
8	13116-010	PUSH ROD-clutch	1	L=49m/m
9	13116-019	PUSH ROD-clutch	1	L=167.5m/m
10	92022-119	WASHER-thrust	1	
11	92022-189	WASHER-thrust	1	
12	92028-045	BUSHING-clutch	1	
13~22	* 13081-039	CLUTCH ASSY WHN EXHUS 13081-043	(1)	
	13081-043	CLUTCH ASSY	1	
13	* 13095-030	HOUSING-clutch WHN EXHUSE 13095-032	(1)	
	13095-032	HOUSING-clutch	1	
14	13087-028	HUB-clutch	1	
15	13090-002	PLATE-clutch outer	1	
16	13089-003	PLATE-clutch steel	5	
17	13088-025	PLATE-clutch friction	6	
18	13229-002	RING-clutch steel	6	
19	13187-004	PLATE-clutch spring	1	
20	92081-095	SPRING-clutch	5	
21	92022-167	HOLDER-clutch spring	5	
22	92003-078	BOLT-hex head, 5×18	5	
23	13116-016	PUSHER-clutch spring plate	1	

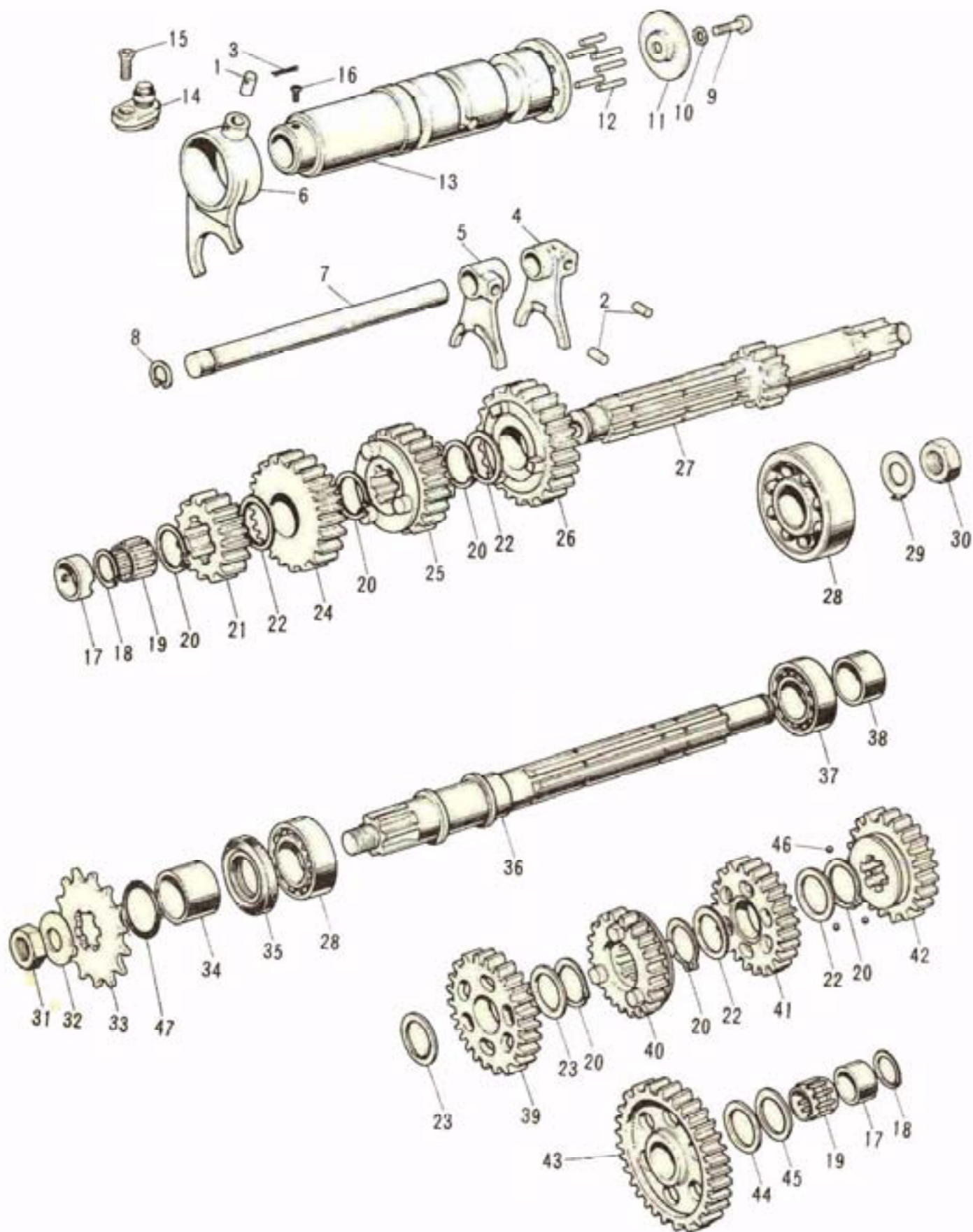
5. Transmission Gears (1/2)



5. Transmission Gears (1/2)

Ref. No.	Part No.	Part Name	Quantity	Remarks
1	92042-021	PIN-selector fork guide	1	
2	92042-022	PIN-selector fork guide	2	Not required for 13140-035, -036
3	550D3020	COTTER PIN, 3.0×20	1	
4	* 13140-035	SELECTOR FORK, low WHN EXH USE 13140-053	(1)	
	13140-053	SELECTOR FORK, low	1	
5	* 13140-036	SELECTOR FORK, 2nd & 3rd WHN EXH USE		
		13140-054	(1)	
	13140-054	SELECTOR FORK, 2nd & 3rd	1	
6	13140-037	SELECTOR FORK, 4th & top	1	
7	13209-006	ROD-shift	1	
8	482J0100	CIRCLIP, 10m/m	1	
9	220B0612	SCREW-pan head, 6×12	1	
10	464H0600	WASHER-lock, 6m/m	1	
11	13142-008	PLATE-gear change drum	1	
12	92042-014	PIN-gear change drum	6	
13	13141-029	DRUM-gear change	1	
14	13151-014	SWITCH-neutral indicator	1	
15	221B0616	SCREW-countersunk head, 6×16	1	
16	211B0406A	SCREW-pan head, 4×6	1	
17	92028-043	BUSHING-transmission shaft	2	
18	92033-009	CIRCLIP, 17m/m	2	
19	92046-005	NEEDLE BEARING	2	
20	92033-025	CIRCLIP	6	
21	13130-028	2ND GEAR-drive shaft	1	19T
22	92024-034	WASHER-thrust	5	t=1.0m/m
23	92024-035	WASHER-thrust	2	t=0.5m/m
24	13136-038	TOP GEAR-drive shaft	1	27T
25	13132-027	3RD GEAR-drive shaft	1	23T
26	13134-013	4TH GEAR-drive shaft	1	25T
27	13127-034	DRIVE SHAFT	1	14T

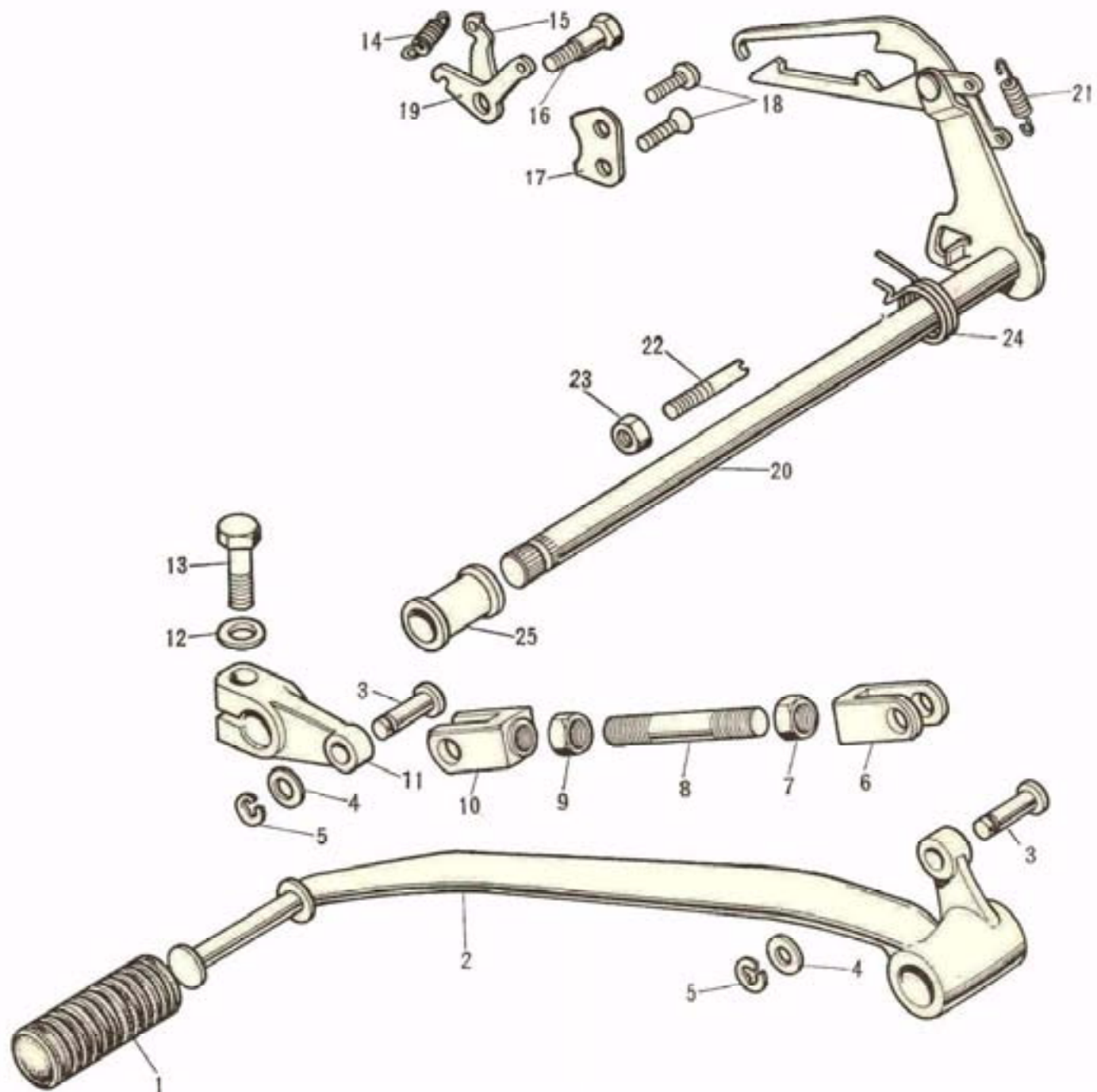
5. Transmission Gears (2/2)



5. Transmission Gears (2/2)

Ref. No.	Part No.	Part Name	Quantity	Remarks
28	92045-010	BALL BEARING	2	
29	92024-026	WASHER-lock, 14m/m	1	
30	315B1400	NUT, 14m/m	1	
31	92015-019	Nut, 18m/m	1	
32	92024-006	WASHER-lock, 18m/m	1	
33	13144-035	ENGINE SPROCKET 14T	1	STD
	13144-030	ENGINE SPROCKET 15T		option
34	92026-027	COLLAR-engine sprocket	1	
35	92050-024	OIL SEAL, SC325210	1	
36	13128-031	OUTPUT SHAFT	1	
37	601B6005	BALL BEARING, ± 6005	1	
38	92027-135	COLLAR-output shaft	1	
39	13131-034	2ND GEAR-output shaft	1	34T
40	13137-022	TOP GEAR-output shaft	1	26T
41	13133-027	3RD GEAR-output shaft	1	31T
42	13135-017	4TH GEAR-output shaft	1	28T
43	13129-038	LOW GEAR-output	1	40T
44	92026-021	WASHER-thrust	1	
45	92022-075	WASHER-thrust, 17m/m	1	
46	600A0500	STEEL BALL "5/32"	3	
* 47	92055-035	"O" RING-output shaft	1	

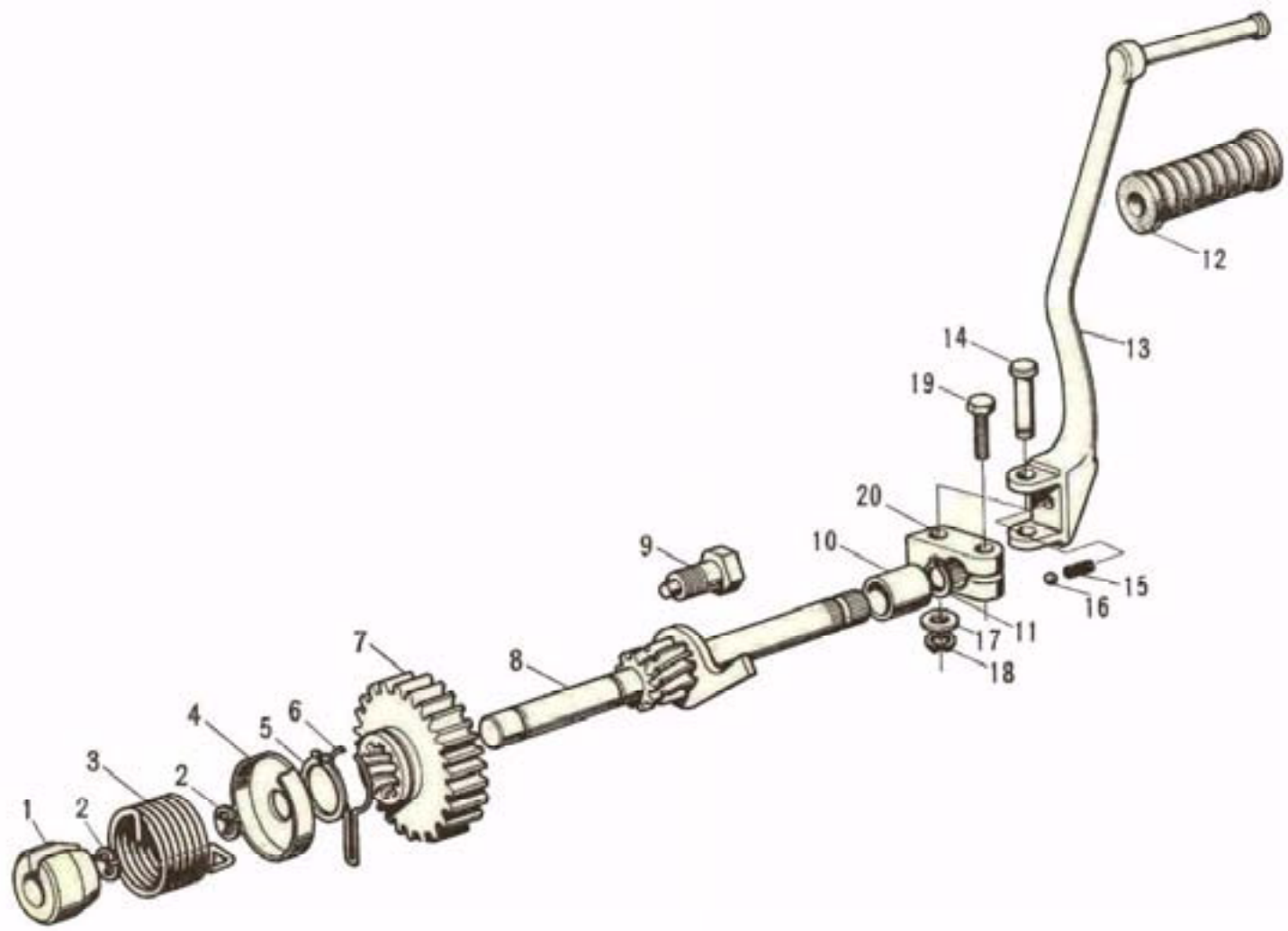
6. Gear Change Mechanism



6. Gear Change Mechanism

Ref. No.	Part No.	Part Name	Quantity	Remarks
1	13157-004	RUBBER-gear change pedal	1	
2	13156-040	PEDAL-gear change	1	
3	92043-069	PIN-joint	2	
4	410B0600	WASHER-plain, 6m/m	2	
5	482K5000	CIRCLIP, 5m/m	2	
6	13159-008	JOINT, (counterclock wise-thread)	1	
7	92017-010	NUT, 8m/m (counterclock wise-thread)	1	
8	92003-074	ROD	1	
9	318B0800	NUT, 8m/m	1	
10	13159-007	JOINT (clockwise-thread)	1	
11	13158-007	LEVER-gear change pedal	1	
12	461F0800	WASHER-spring, 8m/m	1	
13	110N0820	BOLT-hex head, 8×20	1	
14	92081-077	SPRING-gear change drum lever	1	
15	13170-005	LEVER-gear change drum	1	
16	92011-023	SCREW-gear change drum lever	1	
17	13169-007	PLATE-gear change drum position	1	
18	221B0616	SCREW-countersunk head, 6×16	2	
19	13236-002	LEVER ASSY-gear change drum return	1	
20	13161-026	LEVER ASSY-gear change	1	
21	92081-011	SPRING-gear change lever	1	
22	92043-009	PIN-gear change pedal return spring	1	
23	312B0800	NUT, 8m/m	1	
24	92083-002	SPRING-gear change pedal return	1	
25	13171-004	DUST SHIELD-gear change shaft	1	

7. Kick Starter Mechanism

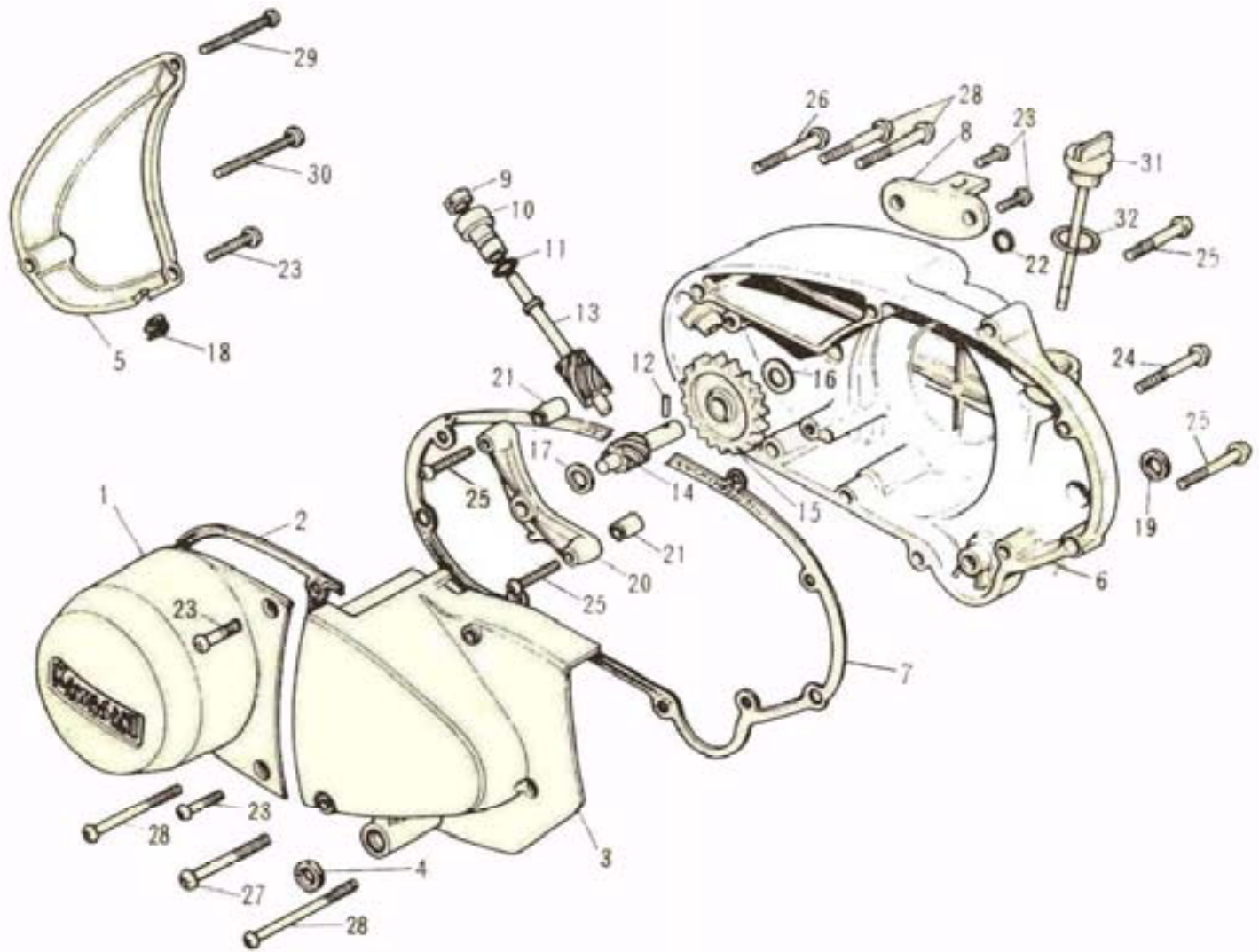


7. Kick Starter Mechanism

Ref. No.	Part No.	Part Name	Quantity	Remarks
1	13070-001	GUIDE-kick starter spring	1	
2	482J0100	CIRCLIP, 10m/m	2	
3	92081-021	SPRING-kick starter	1	
4	13071-003	PLATE-kickstarter spring holder	1	
5	480J2600	CIRCLIP, 26m/m	1	
6	13077-002	HOLDER-kickstarter gear	1	
7	13068-024	GEAR-kickstarter	1	
8	13066-013	SHAFT-kickstarter	1	
9	13072-006	STOPPER-kickstarter	1	
10	92028-072	BUSHING-kickstarter shaft	1	
11	480J1600	CIRCLIP, 16m/m	1	
12	13063-004	RUBBER-kickstarter pedal	1	
13~20	13058-033	PEDAL ASSY-kickstarter WHN EXH USE 13058-038	(1)	
	13058-038	PEDAL ASSY-kickstarter	1	
14	92043-068	PIN-kickstarter	1	
15	92081-020	SPRING-kickstarter pedal	1	
16	600A0800	STEEL BALL, 1/4"	1	
17	410B1000	WASHER-plain, 10m/m	1	
18	482J8000	CIRCLIP, 8m/m	1	
19	92001-101	BOLT-hex head, 10×25	1	
20	13061-011	BOSS-kickstarter pedal WHN EXH USE 13061-015	(1)	
	13061-015	BOSS-kickstarter pedal	1	

8-1. Engine Covers

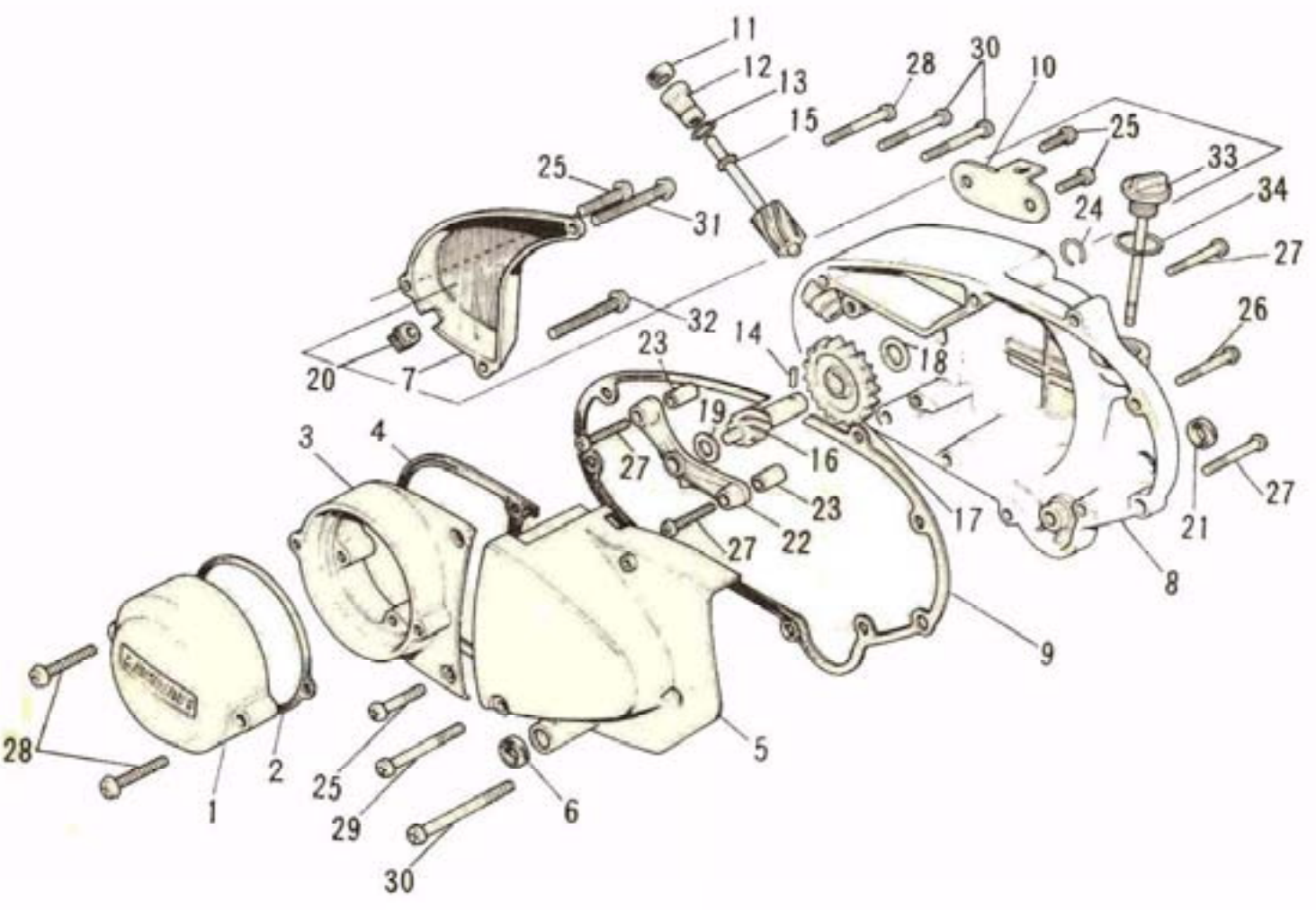
* For E/No. 11110 and below



8-1. Engine Covers

* For E/No. 11110 and below

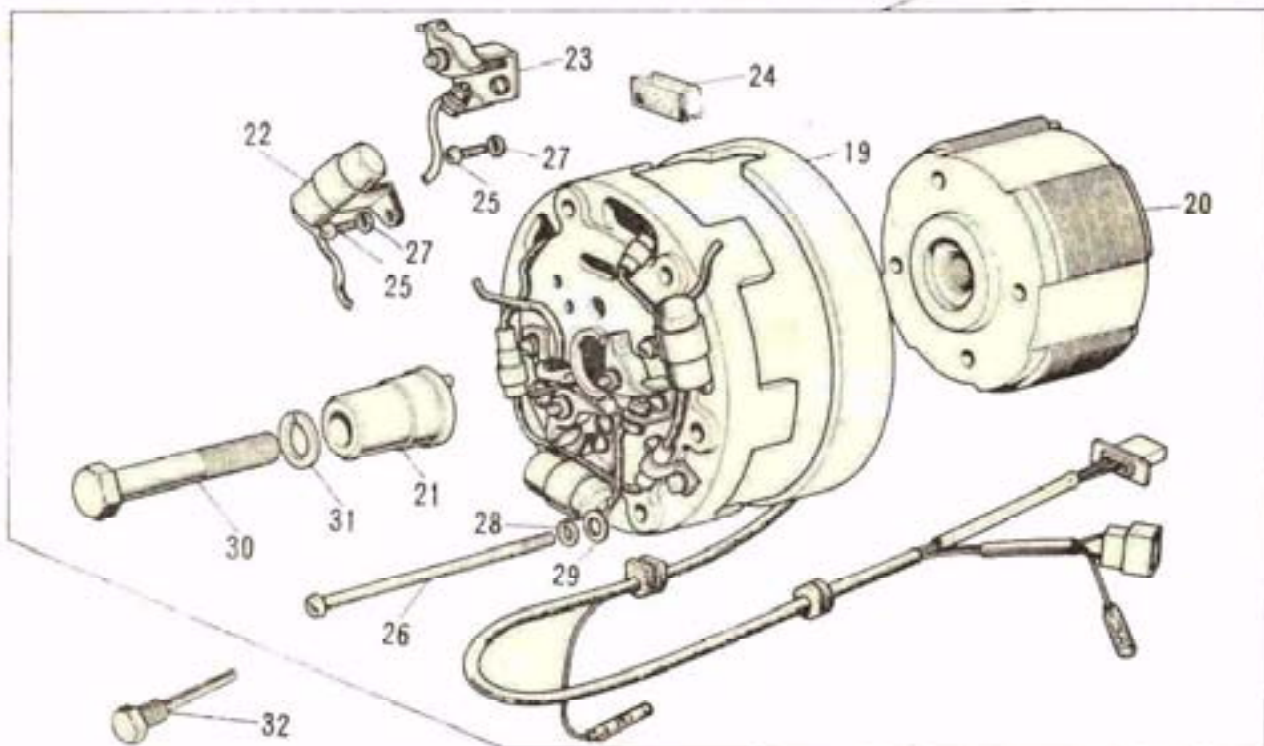
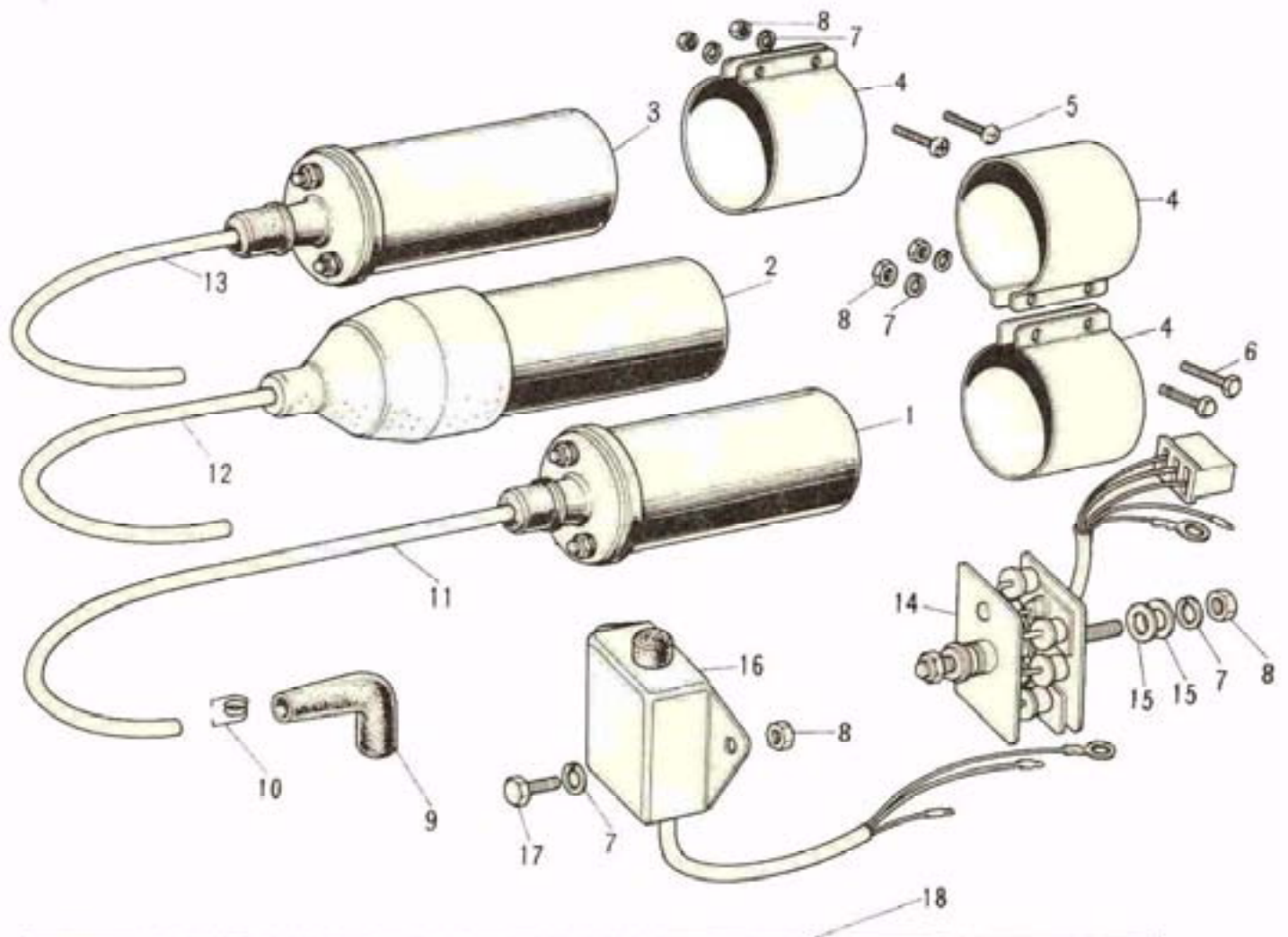
Ref. No.	Part No.	Part Name	Quantity	Remarks
1	14031-047	COVER-L.H. engine	1	
2	14045-012	GASKET-L.H. engine cover	1	
3	14026-008	COVER-front chain	1	
4	656G121805	OIL SEAL, VB12185	1	
5	14030-030	COVER-oil pump	1	
6	14032-061	COVER-R.H. engine	1	
7	14046-019	GASKET-R.H. engine cover	1	
8	14044-006	HOLDER-oil pump cable	1	
9	92054-004	OIL SEAL, SB12205	1	
10	92028-075	BUSHING-tachometer gear shaft	1	
11	92055-025	"O" RING	1	
12	92042-015	DOWEL PIN	1	
13	13226-005	SHAFT-tachometer gear	1	
14	13224-008	GEAR-tachometer	1	
15	16085-017	GEAR-oil pump	1	
16	92026-025	WASHER-thrust	1	
17	92026-026	WASHER-thrust	1	
18	14038-030	GROMMET-R.H. engine cover	1	
19	92049-002	OIL SEAL, SB16244	1	
20	14018-005	HOLDER-tachometer gear	1	
21	92042-007	DOWEL PIN	2	
22	92036-017	CIRCLIP	1	
23	220B0620	SCREW-pan head, 6×20	6	
24	220B0625	SCREW-pan head, 6×25	1	
25	220B0630	SCREW-pan head, 6×30	6	
26	220B0635	SCREW-pan head, 6×35	1	
27	220B0645	SCREW-pan head, 6×45	1	
28	220B0655	SCREW-pan head, 6×55	4	
29	220B0690	SCREW-pan head, 6×90	1	
30	220B06100	SCREW-pan head, 6×100	1	
31	16115-001	PLUG-oil filler	1	
32	670B2020	"O" RING, 20m/m	1	



8-2. Engine Covers.

* For E/No. 11111 and above

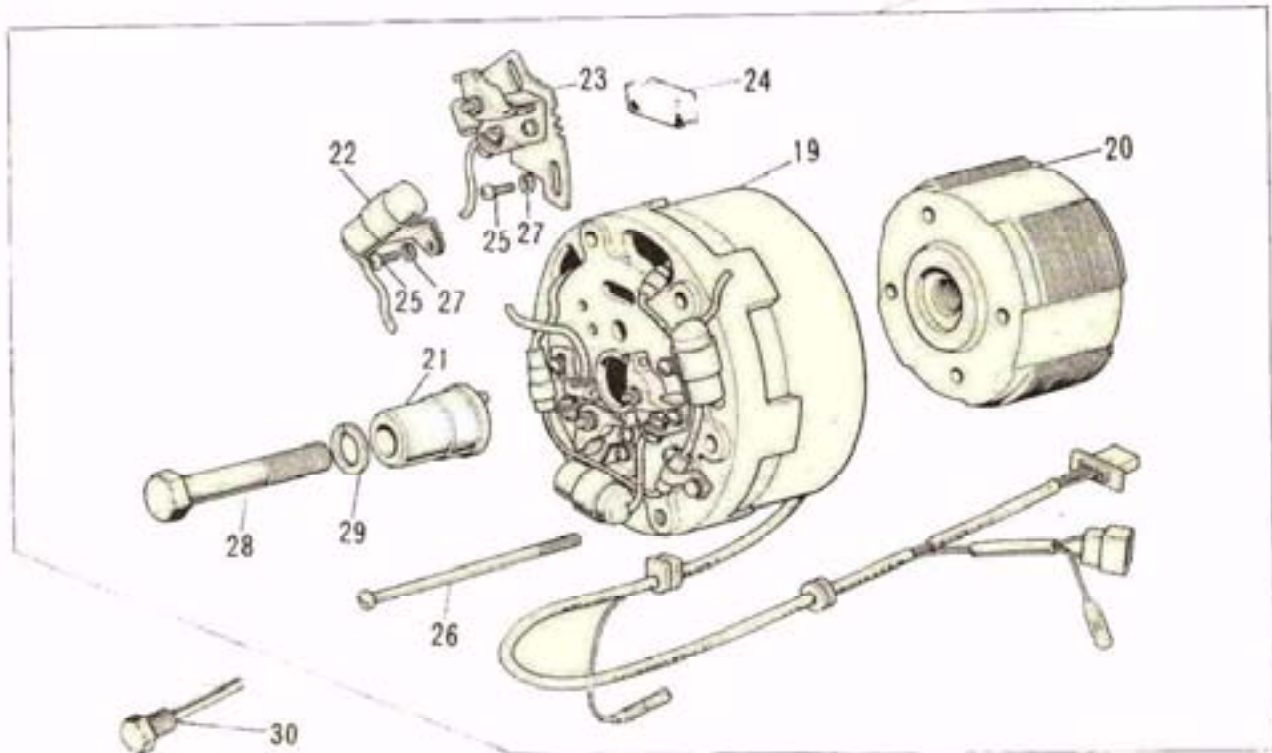
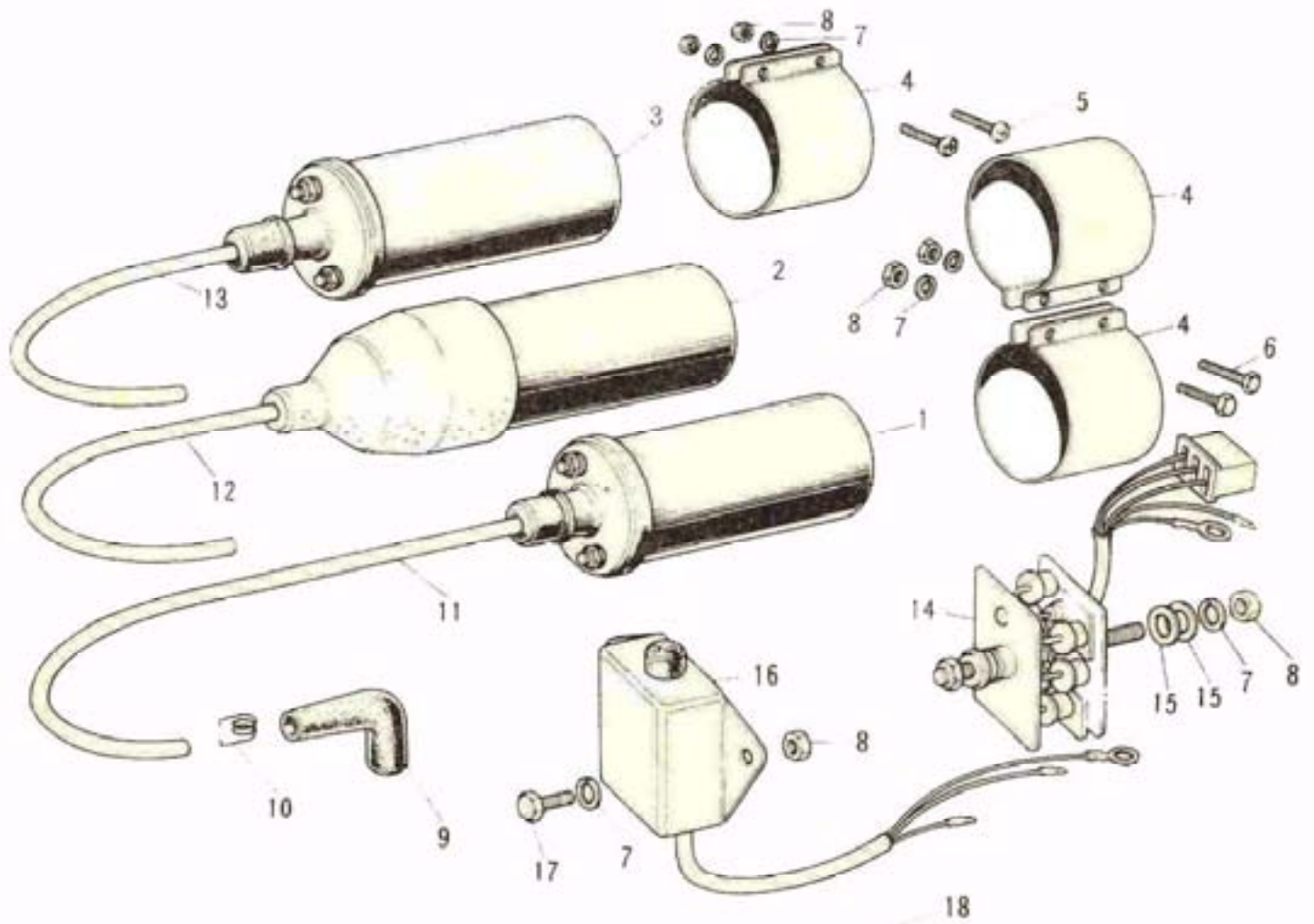
Ref. No.	Part No.	Part Name	Quantity	Remarks
1	14027-010	CAP-contact breaker point	1	
2	14050-005	GASKET-point cap	1	
3	14031-052	COVER-L.H. engine	1	
4	14045-012	GASKET-L.H. engine cover	1	
5	14026-008	COVER-front chain	1	
6	656G121805	OIL SEAL, VB12185	1	
7	14030-030	COVER-oil pump	1	
8	14032-061	COVER-R.H. engine	1	
9	14046-019	GASKET-R.H. engine cover	1	
10	14044-006	HOLDER-oil pump cable	1	
11	92054-004	OIL SEAL, SB12205	1	
12	92028-075	BUSHING-tachometer gear shaft	1	
13	92055-025	"O" RING	1	
14	92042-015	DOWEL PIN	1	
15	13226-005	SHAFT-tachometer gear	1	
16	13224-008	GEAR-tachometer	1	
17	16085-017	GEAR-oil pump	1	
18	92026-025	WASHER-thrust	1	
19	92026-026	WASHER-thrust	1	
20	14038-030	GROMMET-R.H. engine cover	1	
21	92049-002	OIL SEAL, SB16244	1	
22	14018-005	HOLDER-tachometer gear	1	
23	92042-007	DOWEL PIN	2	
24	92036-017	CIRCLIP	1	
25	220B0620	SCREW-pan head, 6×20	5	
26	220B0625	SCREW-pan head, 6×25	2	
27	220B0630	SCREW-pan head, 6×30	6	
28	220B0635	SCREW-pan head, 6×35	3	
29	220B0645	SCREW-pan head, 6×45	1	
30	220B0655	SCREW-pan head, 6×55	4	
31	220B0690	SCREW-pan head, 6×90	1	
32	220B06100	SCREW-pan head, 6×100	1	
33	16115-001	PLUG-oil filler	1	
34	670B2020	"O" RING, 20m/m	1	



9-1. Electrical Equipment for Engine

* For E/No. 11110 and below

Ref. No.	Part No.	Part Name	Quantity	Remarks
1,4	21121-051	COIL-ignition	1	for L.H
2,4	21121-052	COIL-ignition	1	for CENTER
3,4	21121-053	COIL-ignition	1	for R.H
4	21126-004	BAND-ignition	3	
5	220B0640	SCREW-pan head, 6×40	2	
6	110B0616	BOLT-hex head, 6×16	2	
	116B0616	BOLT-hex head, 6×16	ALT	
7	461F0600	WASHER-spring, 6m/m	7	
8	310B0600	NUT, 6m/m	7	
9	21130-009	CAP-spark plug	3	
10	* 92101-001	SPRING-spark plug cap	3	
11	21133-020	CORD-high tension	1	
12	21133-021	CORD-high tension	1	
13	21133-022	CORD-high tension	1	
14	21061-011	RECTIFIER	1	
15	411B0600	WASHER-plain, 6m/m	4	
16	21066-012	REGULATOR	1	
17	110B0612	BOLT-hex head, 6×12	1	
	116B0612	BOLT-hex head, 6×12	ALT	
18	21001-019	ALTERNATOR	1	
19	21003-015	STATOR ASSY	1	
20	21007-020	ROTOR	1	
21	21014-008	CAM	1	
22	21013-026	CONDENSER	3	
23	21008-019	POINT-contact breaker	3	
24	21019-011	FELT-oil	2	
25	220B0408A	SCREW-pan head, 4×8	12	
26	21023-009	SCREW-pan head, 5×80	2	
27	461F0400	WASHER-spring, 4m/m	12	
28	461F0500	WASHER-spring, 5m/m	2	
29	411B0500	WASHER-plain, 5m/m	2	
30	114B0870	BOLT-hex head, 8×70	1	
31	461F0800	WASHER-spring, 8m/m	1	
32	56019-106	PULLER-rotor	as necessary	

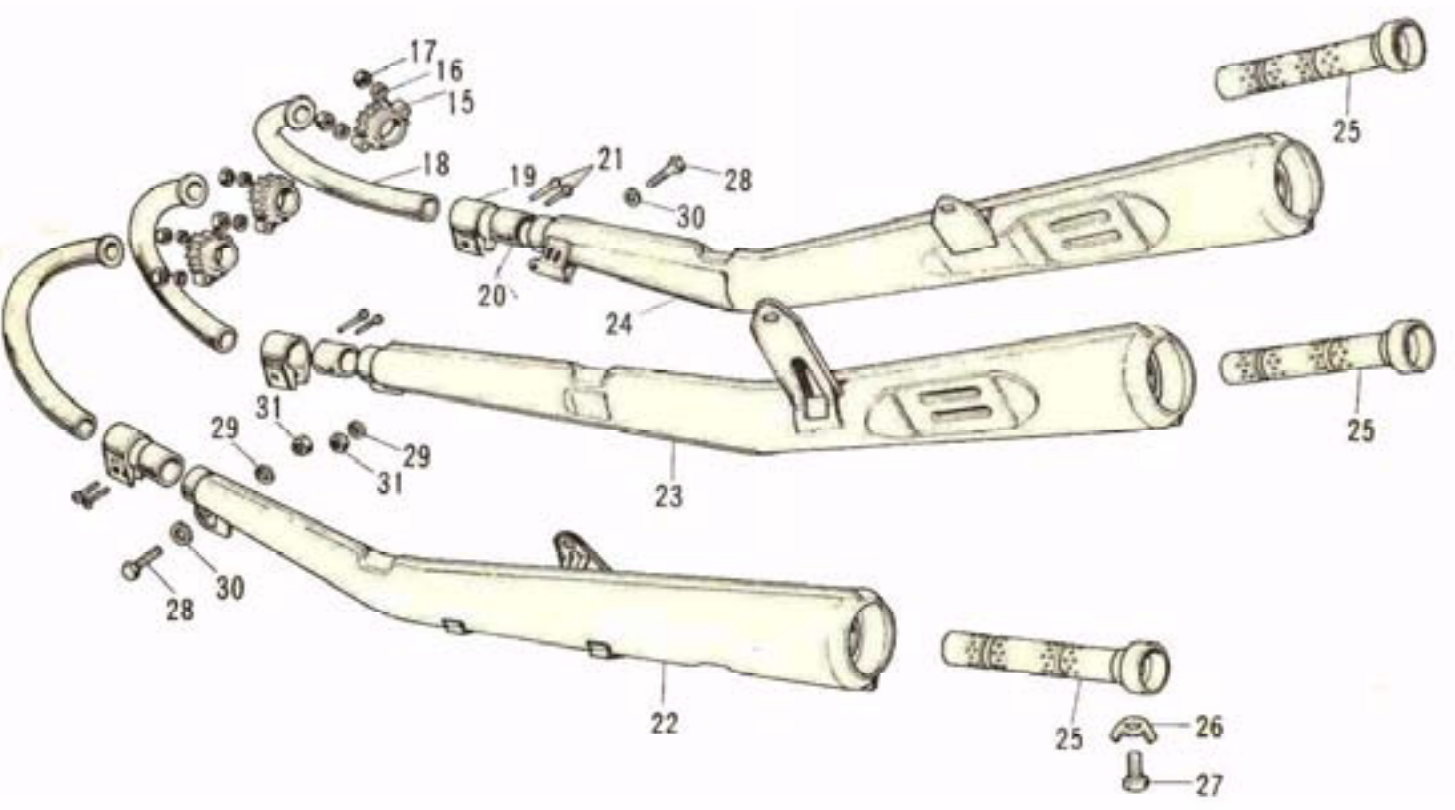
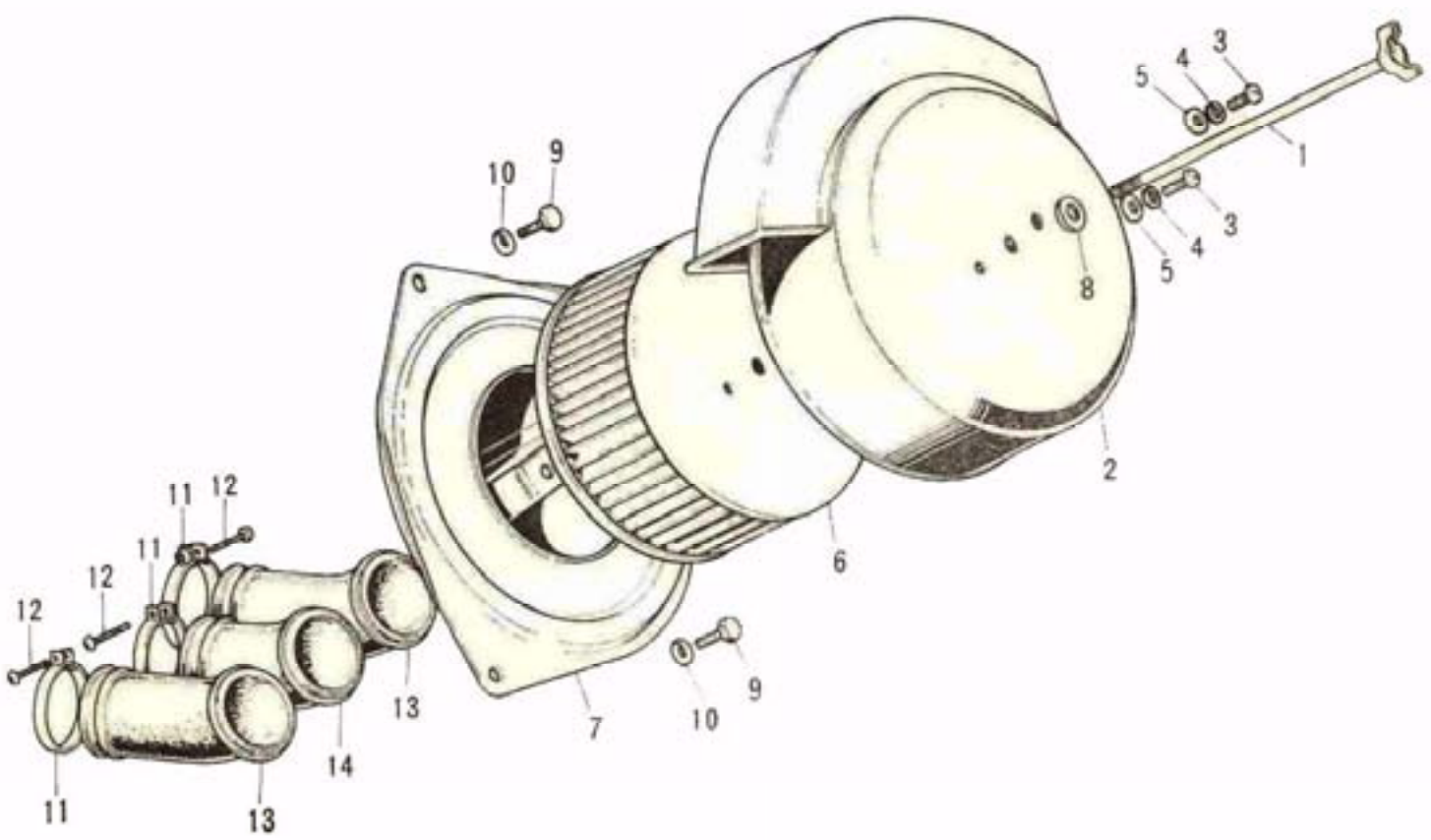


9-2. Electrical Equipment for Engine

+ For E/No. 11111 and above

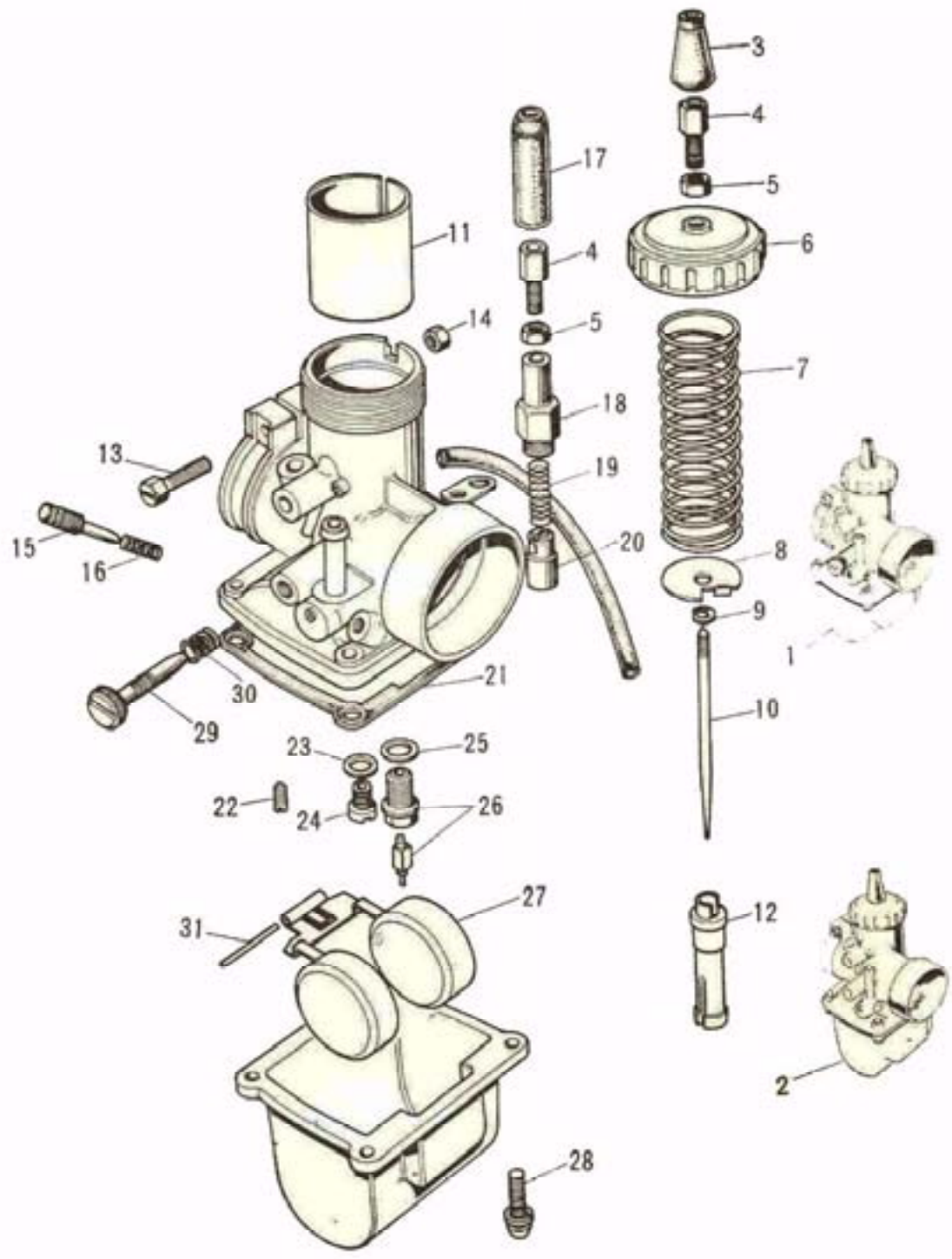
Ref. No.	Part No.	Part Name	Quantity	Remarks
1,4	21121-051	COIL-ignition	1	for L.H
2,4	21121-052	COIL-ignition	1	for CENTER
3,4	21121-053	COIL-ignition	1	for R.H
4	21126-004	BAND-ignition	3	
5	220B0640	SCREW-pan head, 6×40	2	
6	110B0616	BOLT-hex head, 6×16	2	
	116B0616	BOLT-hex head, 6×16	ALT	
7	461F0600	WASHER-spring, 6m/m	7	
8	310B0600	NUT, 6m/m	7	
9	21130-009	CAP-spark plug	3	
10	+ 92101-001	SPRING-spark plug cap	3	
11	21133-020	CORD-high tension	1	
12	21133-021	CORD-high tension	1	
13	21133-022	CORD-high tension	1	
14	21061-011	RECTIFIER	1	
15	411B0600	WASHER-plain, 6m/m	4	
16	21066-012	REGULATOR	1	
17	110B0612	BOLT-hex head, 6×12	1	
	116B0612	BOLT-hex head, 6×12	ALT	
18	21001-022	ALTERNATOR	1	
19	21003-016	STATOR ASSY	1	
20	21007-020	ROTOR	1	
21	21014-008	CAM	1	
22	21013-026	CONDENSER	3	
23	21008-019	POINT-contact breaker	3	
24	21019-011	FELT-oil	2	
25	220B0408A	SCREW-panhead, 4×8	12	
26	220B0555A	SCREW-pan head, 5×55	3	
27	461F0400	WASHER-spring, 4m/m	12	
28	114B0870	BOLT-hex head, 8×70	1	
29	461F0800	WASHER-spring, 8m/m	1	
30	56019-106	PULLER-rotor	as necessary	

10. Air Cleaner, Mufflers



10. Air Cleaner, Mufflers

Ref. No.	Part No.	Part Name	Quantity	Remarks
1	92003-073	BOLT-air cleaner fitting	1	
2~6	11010-039	AIR CLEANER ASSY	1	
3	220B0408A	SCREW-panhead, 4×8	2	
4	461F0400	WASHER-spring, 4m/m	2	
5	411B0400	WASHER-plain, 4m/m	2	
6	11013-026	ELEMENT-air cleaner	1	
7	11011-013	BODY-air cleaner	1	
8	92022-021	WASHER-plain	1	
9	110B0610	BOLT-hex head, 6×10	3	
	116B0610	BOLT-hex head, 6×10	ALT	
10	461F0600	WASHER-spring, 6m/m	3	
11	92037-034	CLAMP-air inlet pipe	3	
12	220B0635	SCREW-pan head, 6×35	3	
13	11015-024	PIPE-air inlet	2	for L.H. & R.H.
14	11015-025	PIPE-air inlet	1	for CENTER
15	18069-038	HOLDER-exhaust pipe	3	
16	461F0800	WASHER-spring, 8m/m	3	
17	310B0800	NUT, 8m/m	3	
18	18049-074	PIPE-exhaust	3	
19	18043-008	CONNECTOR-muffler	3	
20	18044-004	HOLDER-muffler connector	3	
21	220B0628	SCREW-pan head, 6×28	6	
22, 25~27	18001-036	MUFFLER ASSY	1	for L.H.
23, 25~27	18001-037	MUFFLER ASSY	1	for CENTER
24~27	18001-038	MUFFLER ASSY	1	for R.H.
25	18033-048	BAFFLE TUBE	3	
26	92024-016	WASHER-lock, 6m/m	3	
27	110B0612	BOLT-hex head, 6×12	3	
	116B0612	BOLT-hex head, 6×12	ALT	
28	110B0820	BOLT-hex head, 8×20	2	
	116B0820	BOLT-hex head, 8×20	ALT	
29	461F0800	WASHER-spring, 8m/m	2	
30	411B0800	WASHER-plain, 8m/m	2	

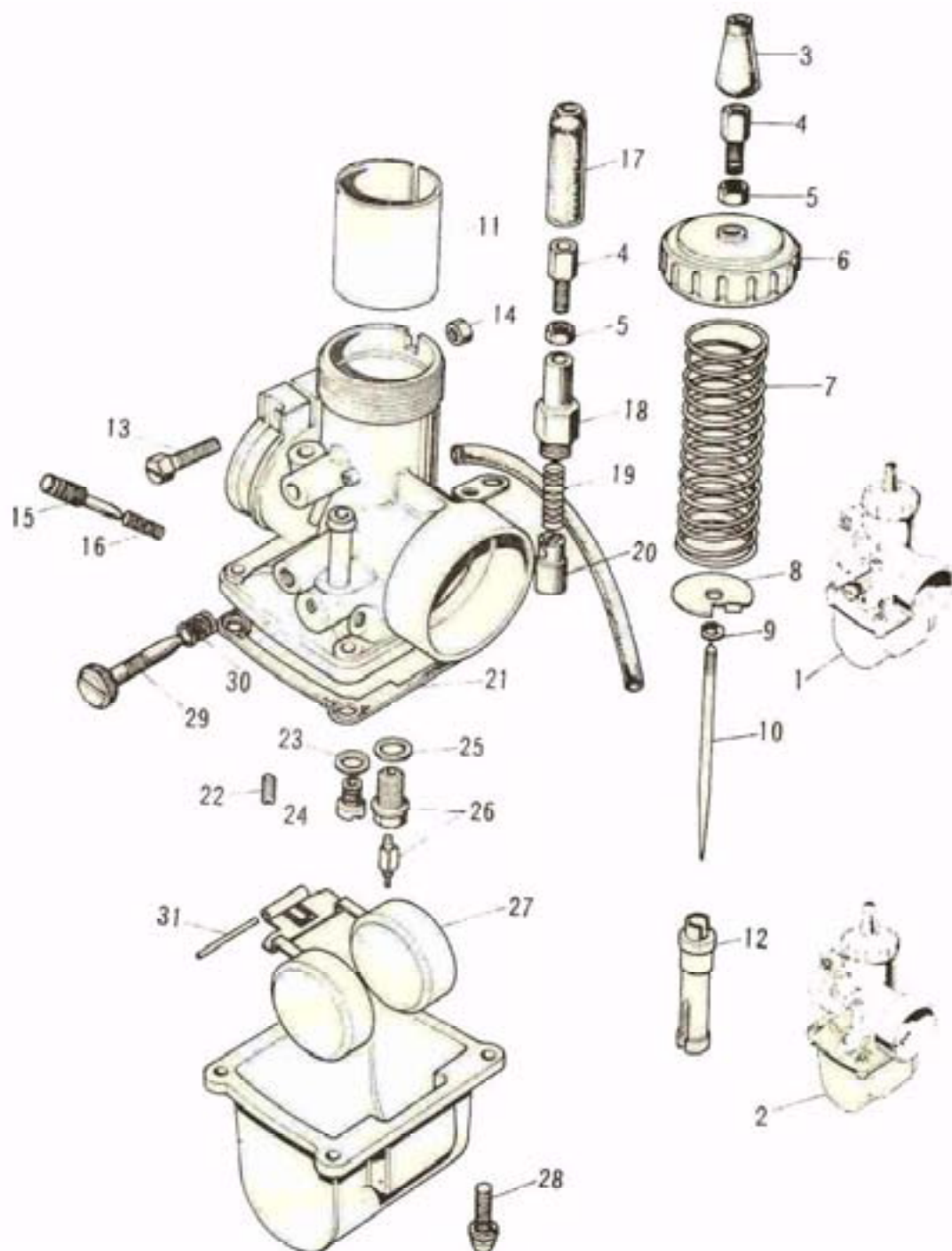


11-1. Carburetors

* For E/No. 03774 and below

Ref. No.	Part No.	Part Name	Quantity	Remarks
1	16001-124	CARBURETOR ASSY	2	for R.H. & CENTER
2	16001-123	CARBURETOR ASSY	1	for L.H.
3	16036-007	CAP-carburetor	1×3	
4	16002-004	ADJUSTER-cable	2×3	
5	16003-004	NUT-cable adjuster lock	2×3	
6	16004-017	CAP-mixing chamber	1×3	
7	16006-014	SPRING-throttle valve	1×3	
8	16007-012	SPRING SEAT-throttle valve	1×3	
9	16008-004	CIRCLIP-needle jet	1×3	
10	16009-047	JET NEEDLE 4EJ4	1×3	
11	* 16025-043	VALVE-throttle CA 2.0	1×2	for R.H. & CENTER
	* 16025-044	VALVE-throttle C.A 2.0	1	for L.H.
12	16017-054	NEEDLE JET 0-2	1×3	
13	16010-004	SCREW-clamp	1×3	
14	310B0600	NUT, 6m/m	1×3	
15	16014-006	SCREW-pilot air adjust	1×3	
16	16015-001	SPRING-pilot air screw	1×3	
17	16036-005	CAP-cable adjuster	1×3	
18	16012-011	CAP-starter plunger	1×3	
19	16013-003	SPRING-starter plunger	1×3	
20	16016-002	PLUNGER-starter	1×3	
21	16019-013	GASKET-float chamber	1×3	
22	92064-032	PILOT JET No. 25A	1×3	
23	16034-001	WASHER-main jet	1×3	
24	92063-124	MAIN JET No. 82.5	1×3	STD
	92063-122	MAIN JET No. 77.5		} option
	92063-123	MAIN JET No. 80		
	92063-093	MAIN JET No. 85		
	92063-094	MAIN JET No. 87.5		
25	16029-004	WASHER-float valve seat	1×3	
26	16030-005	FLOAT VALVE ASSY	1×3	
27	16031-016	FLOAT	1×3	
28	16033-009	SCREW-float chamber	4×3	
29	16021-013	SCREW-throttle stop	1×3	
30	16022-005	SPRING-throttle stop screw	1×3	
31	16032-003	PIN-float	1×3	

Rev. 1 Nov. 1971

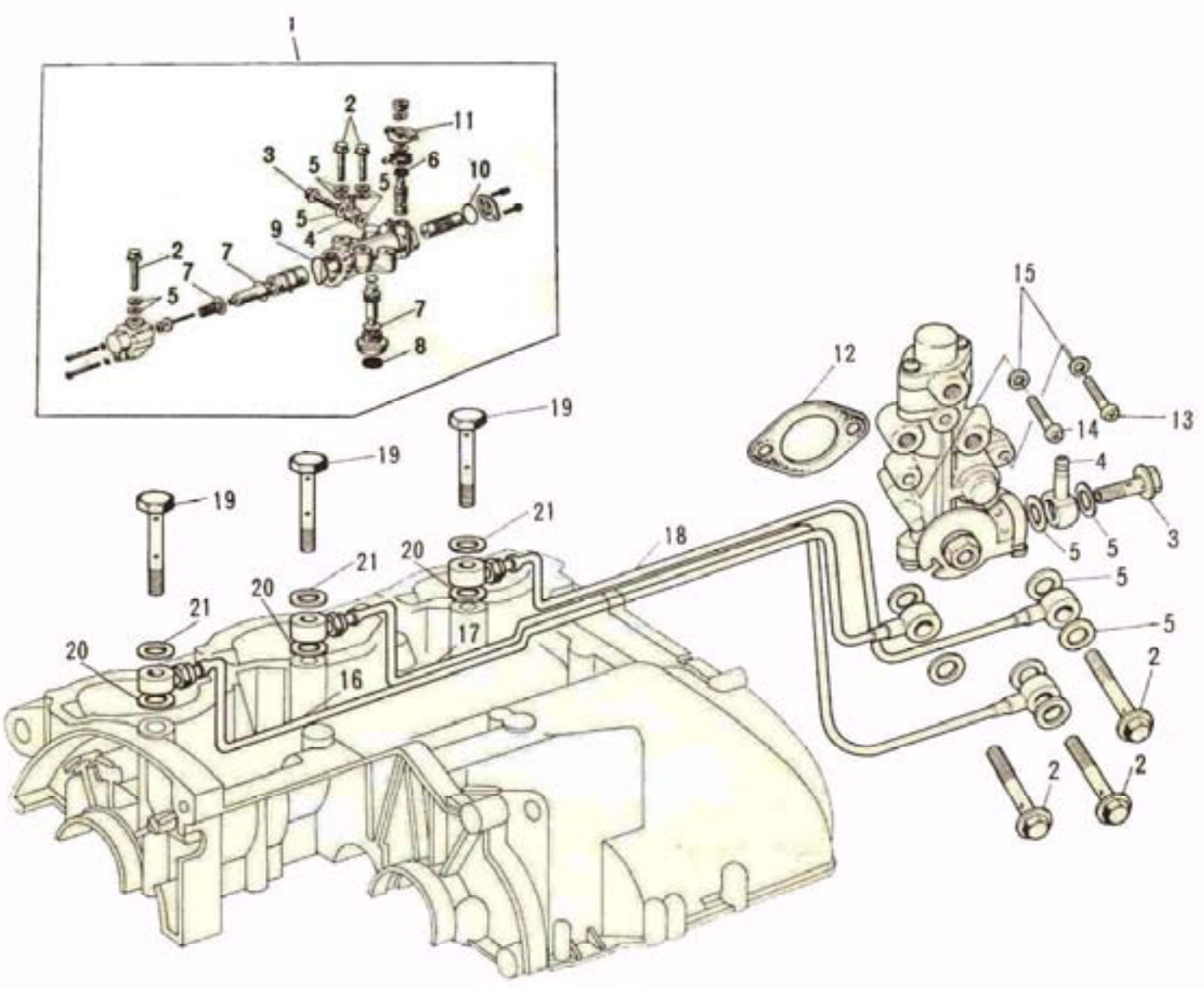


11-2. Carburetors

* For E/No. 03775 and above

Ref. No.	Part No.	Part Name	Quantity	Remarks
1	16001-146	CARBURETOR ASSY	2	for R.H. & CENTER
2	16001-145	CARBURETOR ASSY	1	for L.H.
3	16036-007	CAP-carburetor	1×3	
4	16002-004	ADJUSTER-cable	2×3	
5	16003-004	NUT-cable adjuster lock	2×3	
6	16004-017	CAP-mixing chamber	1×3	
7	16006-014	SPRING-throttle valve	1×3	
8	16007-012	SPRING SEAT-throttle valve	1×3	
9	16008-004	CIRCLIP-needle jet	1×3	
10	16009-047	JET NEEDLE 4EJ4	1×3	
11	16025-043	VALVE-throttle C. A 2.0	1×2	for R.H. & CENTER
	16025-044	VALVE-throttle C. A 2.0	1	for L.H.
12	16017-054	NEEDLE JET 0-2	1×3	
13	16010-004	SCREW-clamp	1×3	
14	310B0600	NUT, 6m/m	1×3	
15	16014-006	SCREW-pilot air adjust	1×3	
16	16015-001	SPRING-pilot air screw	1×3	
17	16036-005	CAP-cable adjuster	1×3	
18	16012-011	CAP-starter plunger	1×3	
19	16013-003	SPRING-starter plunger	1×3	
20	16016-002	PLUNGER-starter	1×3	
21	16019-013	GASKET-float chamber	1×3	
22	92064-032	PILOT JET No. 25A	1×3	
23	16034-001	WASHER-main jet	1×3	
24	92063-093	MAIN JET No. 85	1×3	STD
	92063-123	MAIN JET No. 80	}	option
	92063-124	MAIN JET No. 82.5		
	92063-094	MAIN JET No. 87.5		
	92063-095	MAIN JET No. 90		
25	16029-004	WASHER-float valve sea:	1×3	
26	16030-005	FLOAT VALVE ASSY	1×3	
27	16031-016	FLOAT	1×3	
28	16033-009	SCREW-float chamber	4×3	
29	16021-013	SCREW-throttle stop	1×3	
30	16022-005	SPRING-throttle stop screw	1×3	
31	16032-003	PIN-float	1×3	

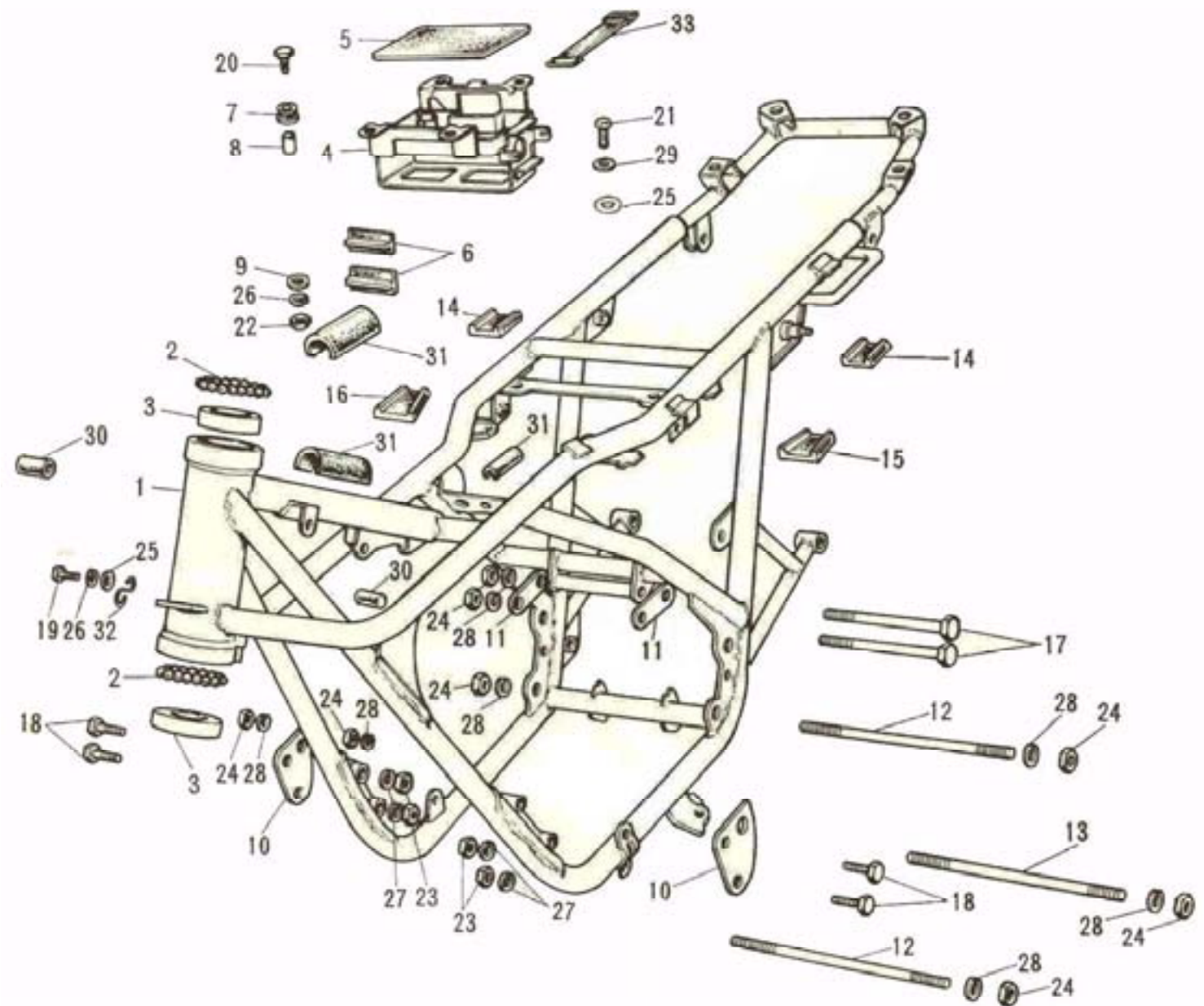
12. Oil Pump



12. Oil Pump

Ref. No.	Part No.	Part Name	Quantity	Remarks
1	16082-030	OIL PUMP ASSY	1	
2	92060-008	BOLT-banjo	3	L=17.5m/m
3	92060-009	BOLT-banjo	1	L=24m/m
4	92061-015	CONNECTOR-banjo	1	
5	92022-077	GASKET-oil pump	8	
6	16089-001	"V" RING-oil pump cam shaft	1	
7	16090-002	"O" RING-oil pump shaft	1	
8	16091-001	OIL SEAL-oil pump shaft	1	
9	16088-002	"O" RING-oil pump upper cap	1	
10	16090-003	"O" RING-oil pump lower cap	1	
11	16096-006	LEVER-oil pump cable	1	
12	16094-002	GASKET-oil pump	1	
13	220B0514A	SCREW-pan head, 5×14	1	
14	220B0528A	SCREW-pan head, 5×28	1	
15	92022-037	WASHER-oil pump	2	
16	16134-012	PIPE ASSY-oil	1	for L.H.
17	16134-013	PIPE ASSY-oil	1	for CENTER
18	16134-014	PIPE ASSY-oil	1	for R.H.
19	92060-010	BOLT-banjo	3	
20	92065-023	GASKET-check valve	3	
21	92065-058	GASKET-check valve	3	

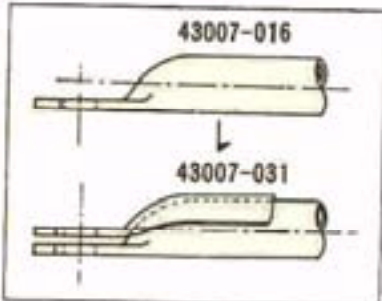
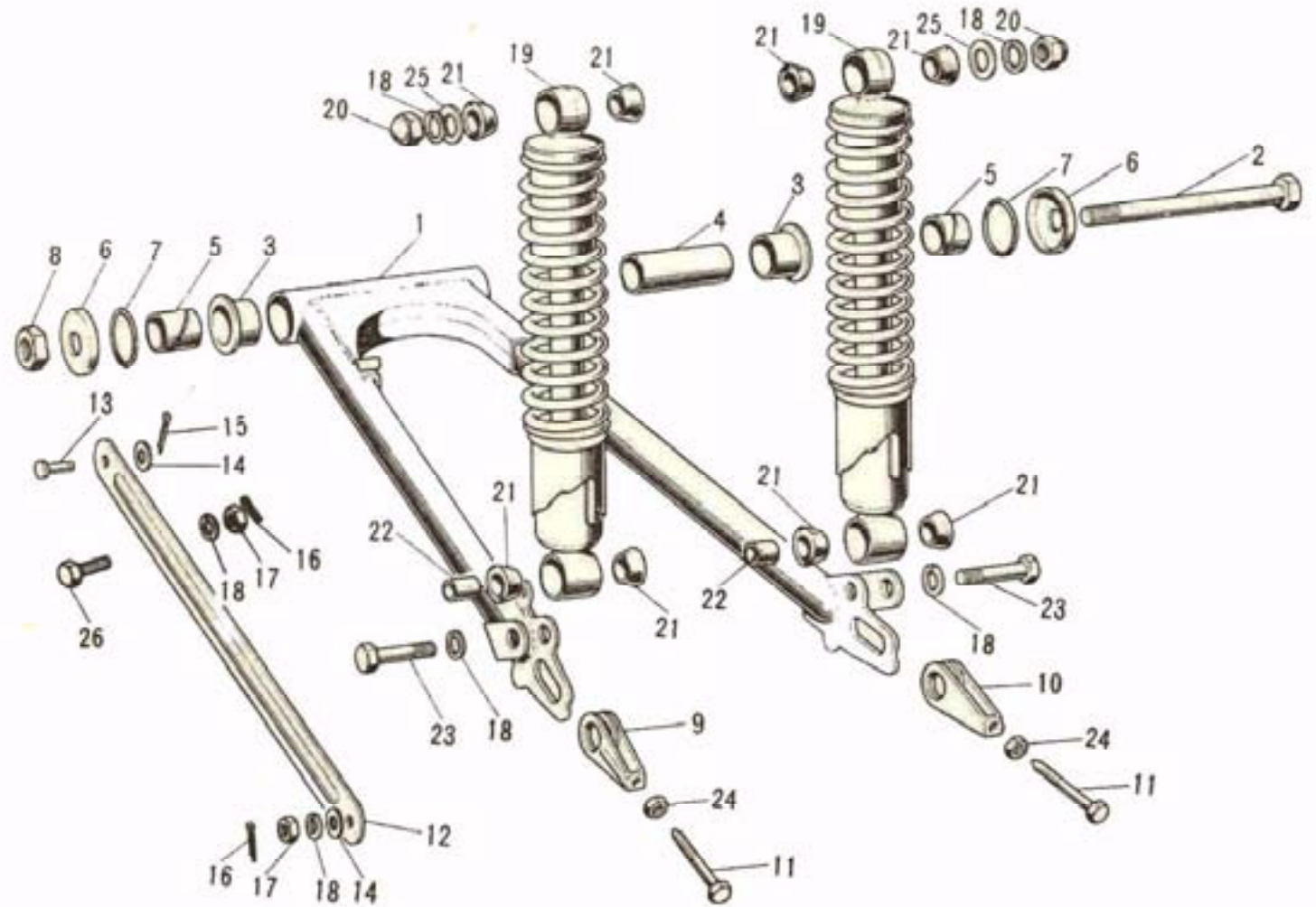
13. Frame



13. Frame

Ref. No.	Part No.	Part Name	Quantity	Remarks
1	32002-046	FRAME	1	
2	600A0800	STEEL BALL, 1/4"	38	
3	92048-006	CUP-steering ball	2	
4	32099-008	CASE-battery	1	
5	32103-006	MAT-battery	1	
6	32103-003	MAT-rectifier	2	
7	92075-076	DAMPER RUBBER	4	
8	92027-129	COLLAR-battery case	4	
9	92022-125	WASHER-speedometer fitting	4	
10	32030-022	PLATE-engine mounting	2	
11	32030-023	PLATE-engine mounting	2	
12	92091-018	BOLT-engine mounting	2	L = 244m/m
13	92091-002	BOLT-engine mounting	1	
14	31082-007	DAMPER RUBBER	2	
15	31082-008	DAMPER RUBBER	1	
16	31082-009	DAMPER RUBBER	1	
17	113B10110	BOLT-hex head, 10×110	2	
18	110B0850	BOLT-hex head, 8×50	4	
19	110B0612	BOLT-hex head, 6×12	1	
	116B0612	BOLT-hex head, 6×12	ALT	
20	110B0622	BOLT-hex head, 6×22	4	
	116B0622	BOLT-hex head, 6×22	ALT	
21	220B0614	SCREW-pan head, 6×14	1	
22	310B0600	NUT, 6m/m	2	
23	310B0800	NUT, 8m/m	4	
24	313B1000	NUT, 10m/m	4	
25	410B0600	WASHER-plain, 6m/m	3	
26	461F0600	WASHER-spring, 6m/m	6	
27	461F0800	WASHER-spring, 8m/m	4	
28	461F1000	WASHER-spring, 10m/m	8	
29	464H0600	WASHER-lock, 6m/m	2	
30	92075-044	DAMPER RUBBER-fuel tank	2	
31	51067-002	MAT-fuel tank	3	
32	92037-053	CLAMP-cable	1	
33	92072-012	BAND-tool	1	

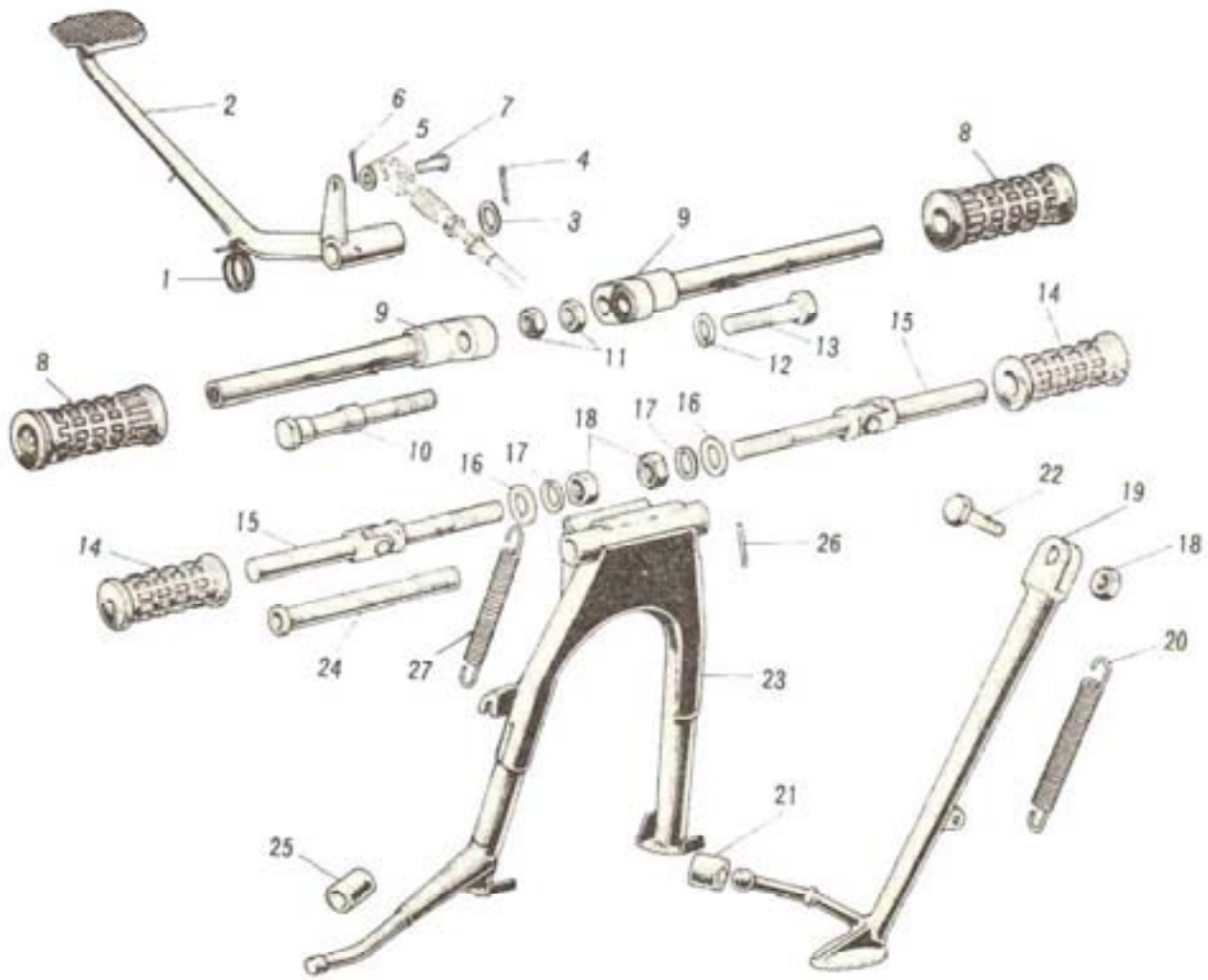
14. Swinging Arm, Rear Shock Absorber



14. Swinging Arm, Rear Shock Absorber

Ref. No.	Part No.	Part Name	Quantity	Remarks
1	33001-039	ARM-swinging	1	
2	33032 032	SHAFT-swinging arm pivot	1	
3	33033-006	BUSHING-swinging arm	2	
4	33034-012	SLEEVE-swinging arm	1	
5	33034-013	SLEEVE-swinging arm	2	
6	33035-004	CAP-swinging arm	2	
7	671B2530	"O" RING, 30m/m	2	
8	92019-011	NUT-lock, 14m/m	1	
9	33040-032	ADJUSTER-L.H. chain	1	
10	33040-033	ADJUSTER-R.H. chain	1	
11	92001-038	BOLT-chain adjuster	2	
12	43007-026	TORQUE LINK-rear brake WHN EXH USE		
			43007-031 (1)	
	43007-031	TORQUE LINK-rear brake	1	
13	43009-001	PIN-rear torque link	1	Not required for 43007-031
14	410B1000	WASHER-plain, 10m/m	2	
15	550D2520	COTTER PIN, 2.5×20	1	Not required for 43007-031
16	92041-005	COTTER PIN,	2	
17	313B1000	NUT, 10m/m	2	
18	461F1000	WASHER-spring, 10m/m	6	
19	45014-062	SHOCK ABSORBER-rear	2	
20	92020-003	NUT-shock absorber fitting	2	
21	45017-001	BUSHING-shock absorber rubber	8	
22	45016-003	BUSHING-shock absorber	2	
23	113N1035	BOLT-hex head, 10×35	2	
24	312B0800	NUT, 8m/m	2	
25	92022-044	WASHER-plain, 22m/m	2	
* 26	92003-096	BOLT-torquelink fitting	1	Used for 43007-031

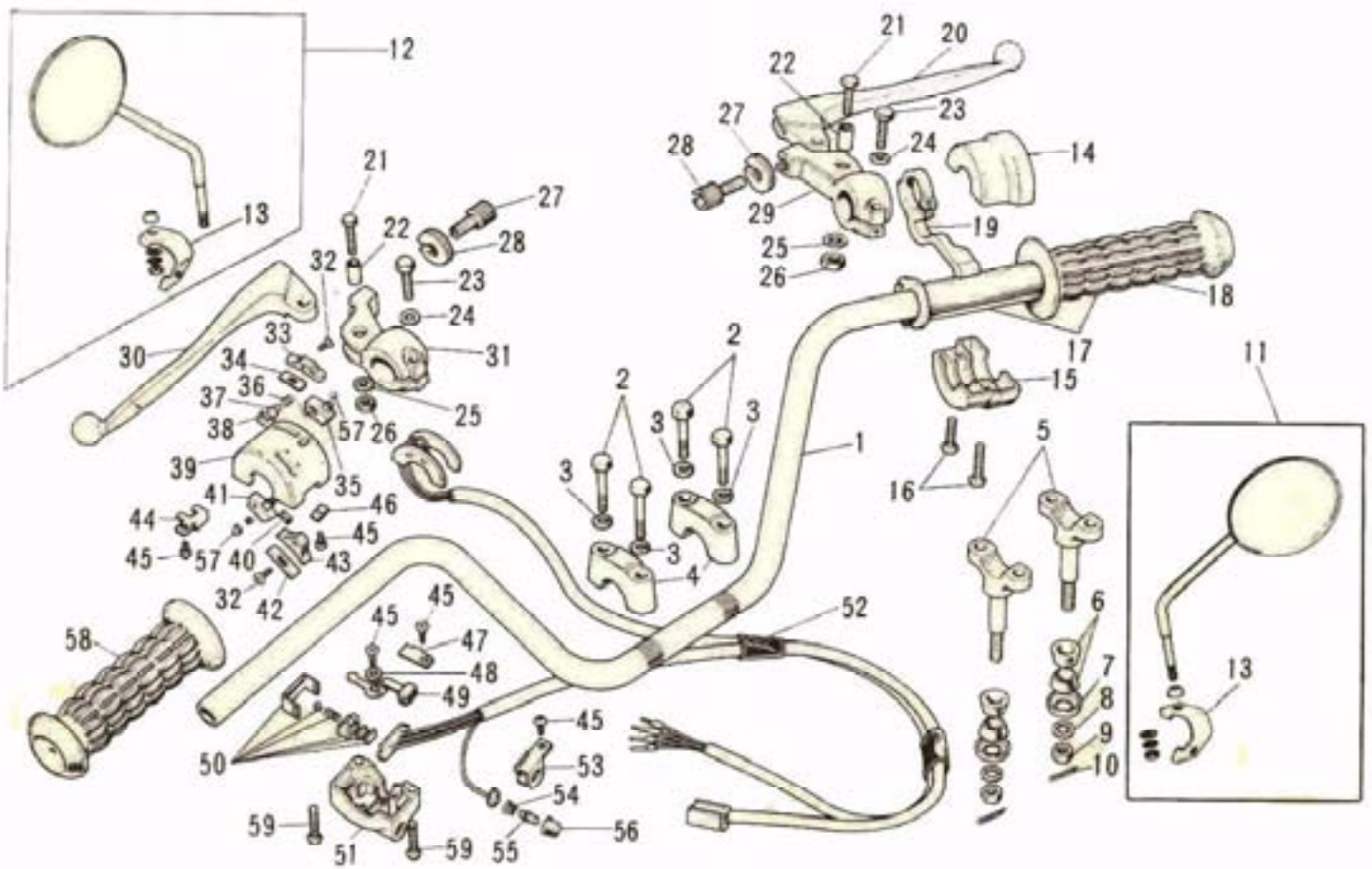
15-1. Footrests, Stands, Brake Pedal (EUROPEAN MARKET ONLY)



15-1. Footrests, Stands, Brake Pedal (EUROPEAN MARKET ONLY)

Ref. No.	Part No.	Part Name	Quantity	Remarks
1	43005-015	SPRILG-brake pedal return	1	
2	43001-038	PEDAL-brake	1	
3	92022-085	WASHER- brake pedal fitting	1	
4	550D3020	COTTER PIN, 3.0×20	1	
5	410B0600	WASHER-plain, 6m/m	1	
6	550D2015	COTTER PIN, 2.0×15	1	
7	92043-034	PIN-brake cable joint	1	
8	92076-015	RUBBER-footrestbar	2	
9	34003-033	BAR-footrest	2	
10	92003-076	BOLT-footrest fitting	1	
11	315B1200A	NUT, 12m/m	2	
12	461F1200	WASHER-spring, 12m/m	1	
13	92007-025	BOLT-hex head, 12×40	1	
14	92076-008	RUBBER-rear footrest	2	
15	34027-013	BAR-rear footrest	2	
16	410B1000	WASHER-plain, 10m/m	3	
17	461F1000	WASHER-spring, 10m/m	3	
18	313B1000	NUT, 10m/m	3	
19	34024-031	STAND side	1	
20	34023-005	SPRING side stand	1	
21	92075-031	RUBBER-side stand stopper	1	
22	113B1035	BOLT-hex head, 10×35	1	
23	34011-028	STAND-main	1	
24	34019-011	SHAFT-main stand	1	
25	92075-029	DAMPER RUBBER-main stand		
		WHN EXH USE 92075-115	(1)	L = 35m/m
	92075-115	DAMPER RUBBER-main stand	1	L = 25m/m
26	550D3025	COTTER PIN, 3.0×25	1	
27	34023-010	SPRING-main stand	1	

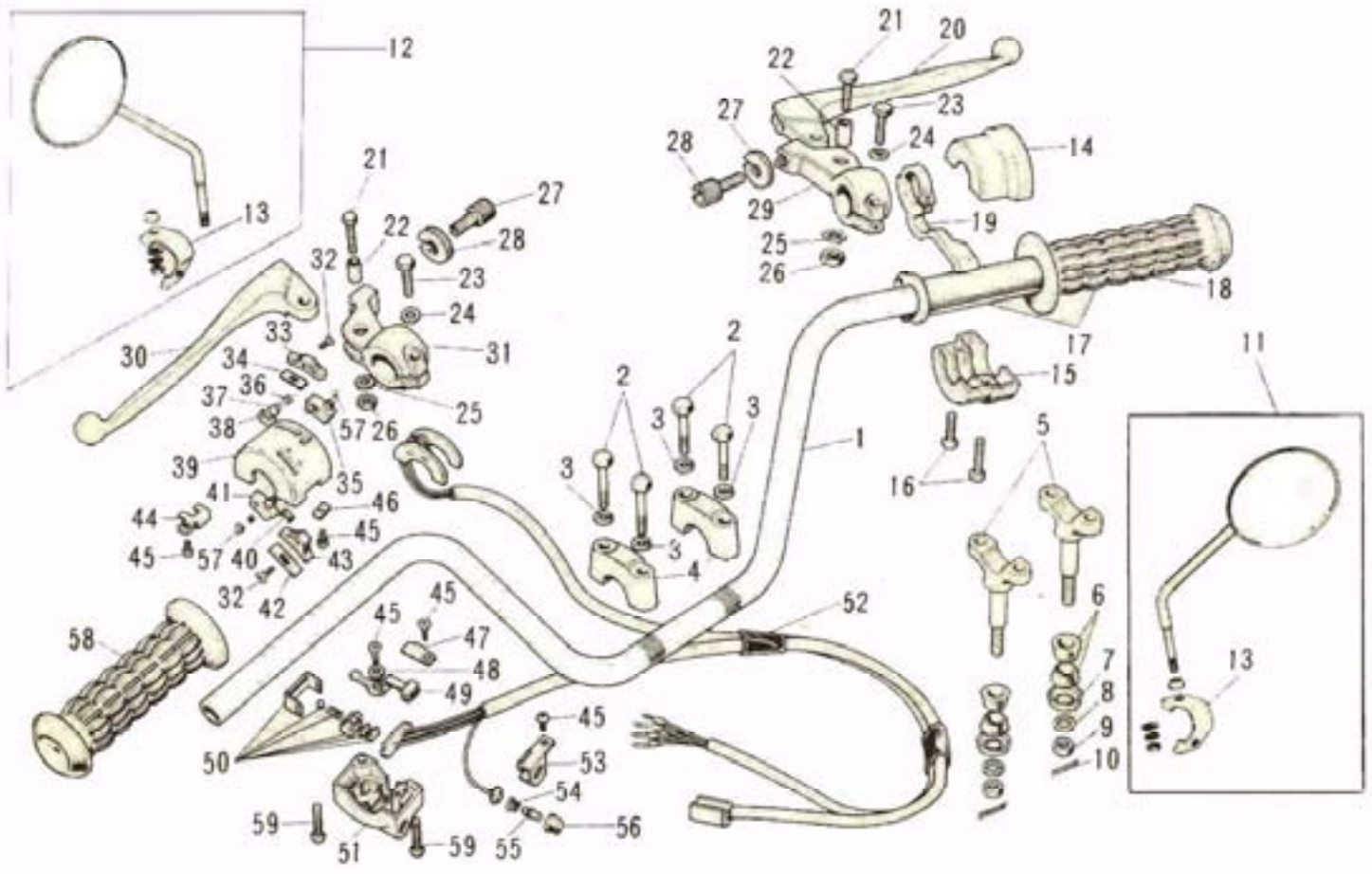
16. Handlebar, Grips (1/2)



16. Handlebar, Grips (1/2)

Ref. No.	Part No.	Part Name	Quantity	Remarks
1	46003-026	HANDLE BAR	1	
2	92007-002	BOLT-handlebar fitting	4	
3	461F0800	WASHER-spring, 8m/m	4	
4	46012-008	HOLDER-handlebar	2	
5	46012-010	HOLDER-handlebar	2	
6	92075-039	DAMPER RUBBER-handlebar	4	
7	46016-003	CAP-handlebar holder	2	
8	461F1000	WASHER-plain, 10m/m	2	
9	313B1000	NUT, 10m/m	2	
10	* 92041-005	COTTER PIN, 2.5×20	2	
11	56001-006	REAR VIEW MIRROR, R.H.		Selective use
12	56003-007	REAR VIEW MIRROR, L.H.		Selective use
13	56006-001	BRACKET-rear view mirror	2	
14~19	46018-018	CASE ASSY, R.H.	1	
14	46041-006	CASE-R.H. upper	1	
15	46023-006	CASE-R.H. lower	1	
16	220B0522A	SCREW-pan head, 5×22	2	
17	46019-017	GRIP ASSY-throttle	1	
18	46061-012	RUBBER-R.H. grip	1	
19	46096-007	LEVER-starter	1	
20~29	46021-013	LEVER ASSY-front brake	1	
20	46058-004	LEVER-front brake	1	
21	92007-020	BOLT-hex head, 5×20	2	
22	46059-011	COLLAR-lever	2	
23	110N0622	BOLT-hex head, 6×22	2	
24	410B0600	WASHER-plain, 6m/m	2	
25	464H0500	WASHER-lock, 5m/m	2	
26	312B0500A	NUT, 5m/m	2	
27	46056-005	NUT-cable adjuster lock	2	
28	46055-003	SCREW-cable adjuster	2	
29	* 46060-006	HOLDER-front brake	1	

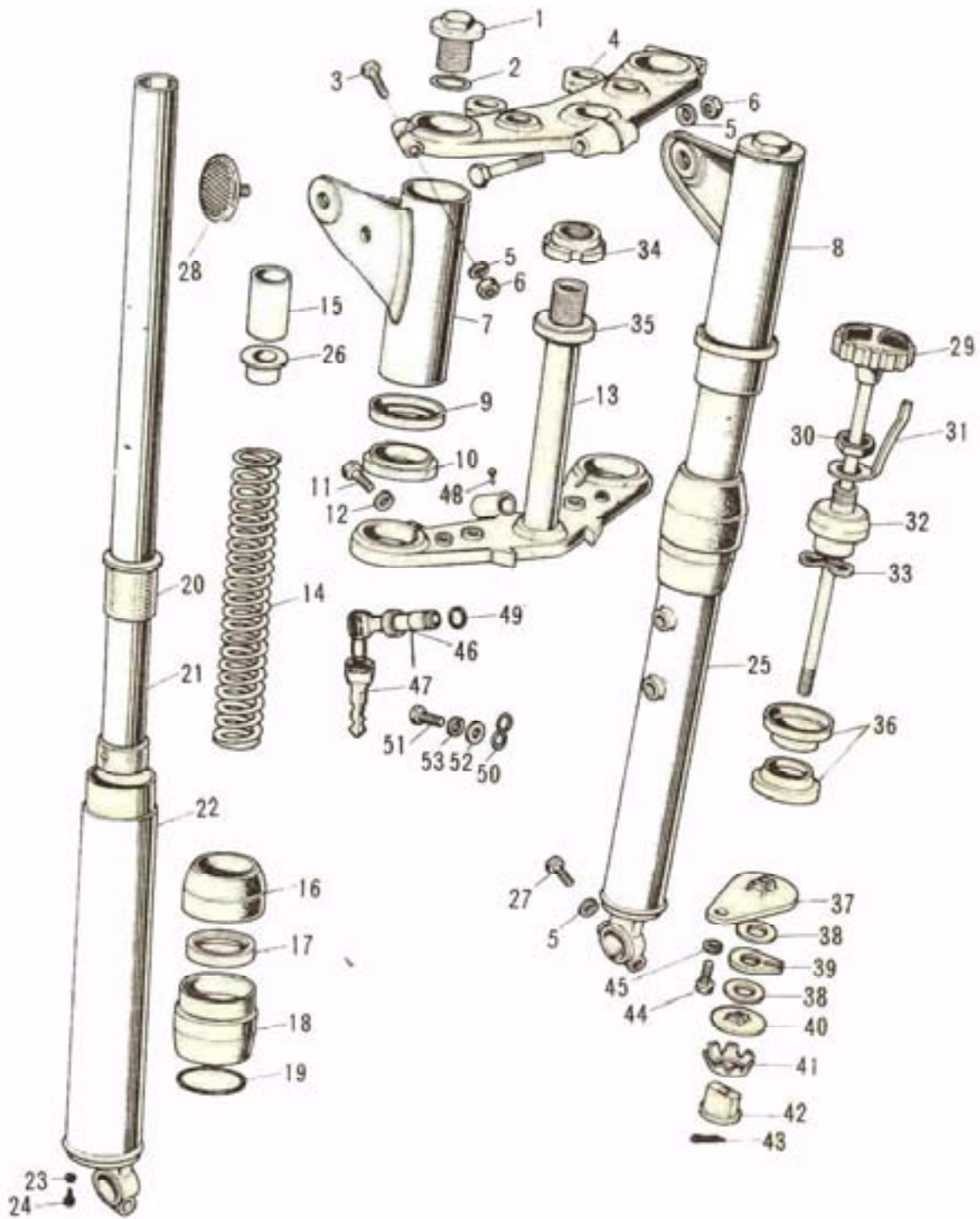
16. Handlebar, Grip (2/2)



16. Handlebar, Grip (2/2)

Ref. No.	Part No.	Part Name	Quantity	Remarks
21~28 30~31	46076-018	LEVER ASSY-clutch	1	
30	46092-005	LEVER-clutch	1	
31	* 46094-008	HOLDER-clutch	1	
32~59	46091-005	CASE ASSY, L.H.	1	
32	221B0308A	SCREW-oval countersunk head, 3×8	2	
33	46044-008	KNOB-L.H. switch, B	1	
34	46031-006	SPRING-L.H. switch knob, B	1	
35	46089-005	SWITCH-L.H. case, A	1	
36	46031-007	SPRING-L.H. switch	2	
37	46079-005	CONTACT-L.H. switch	2	
38	46080-004	PLATE-L.H. switch contact, B	1	
39	46086-014	CASE-L.H. switch upper	1	
40	46080-003	PLATE-L.H. switch contact, A	1	
41	46089-006	SWITCH-L.H. case, B	1	
42	46031-003	SPRING-L.H. switch knob, A	1	
43	46044-005	KNOB-L.H. switch, A	1	
44	46085-018	HOLDER-L.H. switch upper, A	1	
45	220B0305A	SCREW-pan head, 3×5	5	
46	46085-019	HOLDER-L.H. switch upper, B	1	
47	46085-016	HOLDER-L.H. switch lower, A	1	
48	92095-010	WASHER-plain, 3m/m	1	
49	46044-007	KNOB-switch	1	
50	46089-007	SLIDE BLOCK ASSY-L.H. switch	1	
51	46077-016	CASE-L.H. switch lower	1	
52	46082-018	WIRING HARNESS-L.H. switch	1	
53	46085-017	HOLDER-L.H. switch lower, B	1	
54	46031-005	SPRING-horn switch	1	
55	46079-003	CONTACT-horn switch	1	
56	46028-003	BUTTON-horn switch	1	
57	46079-004	INSURATOR-L.H. switch	1	
58	46075-017	RUBBER-L.H. grip	1	
59	220B0522A	SCREW-pan head, 5×22	2	

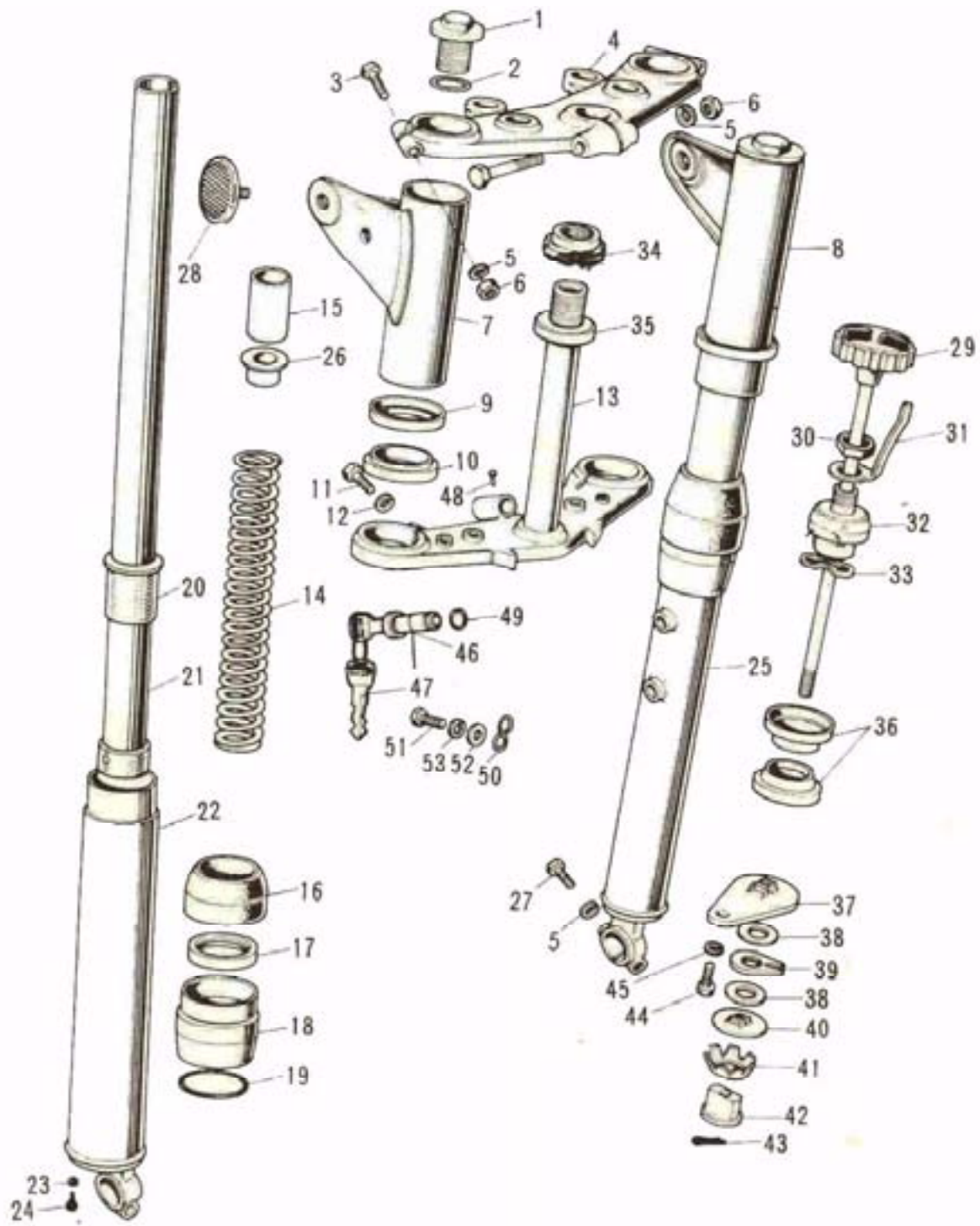
17. Front Fork (1/2)



17. Front Fork (1/2)

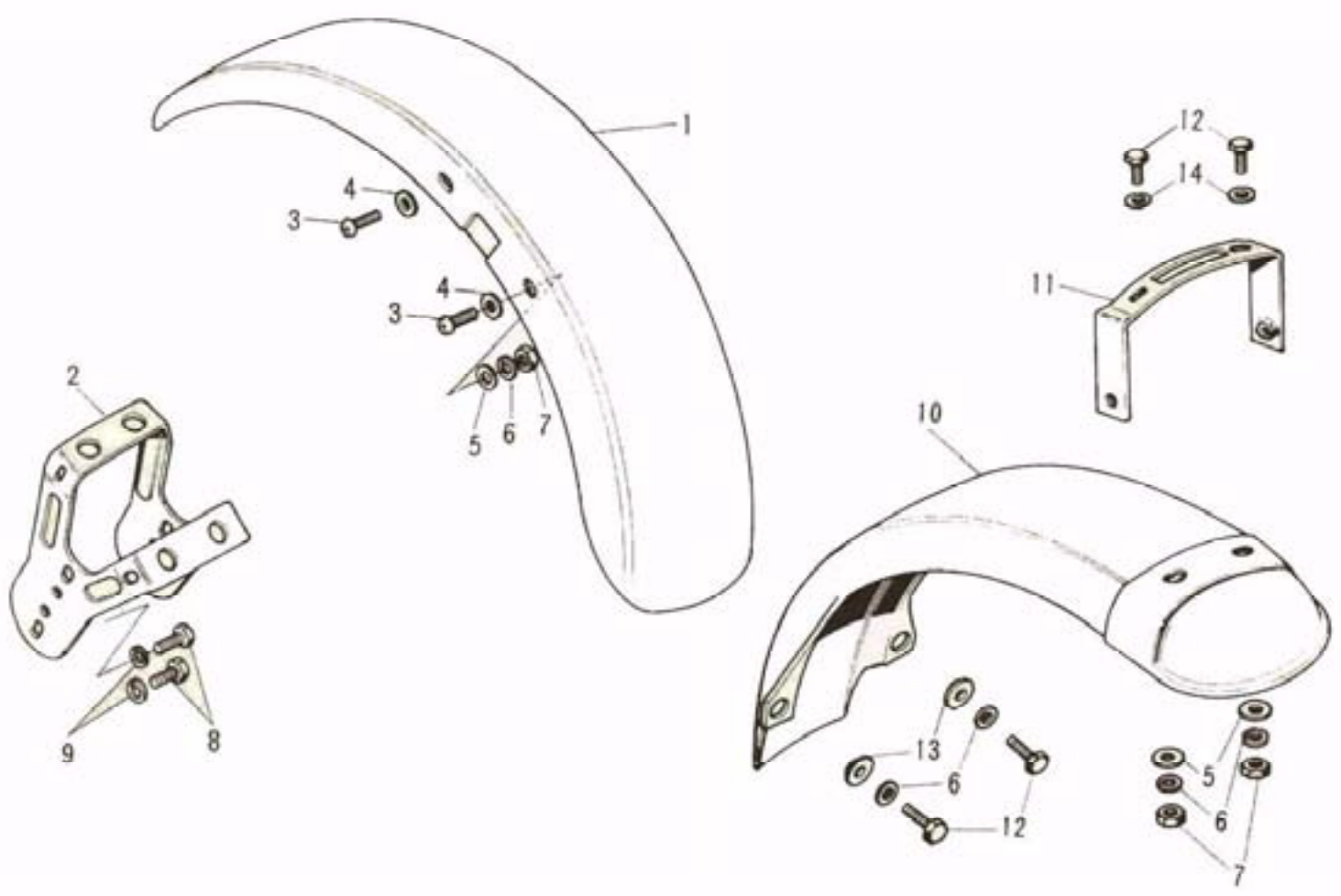
Ref. No.	Part No.	Part Name	Quantity	Remarks
1~27	44001-078-21	FRONT FORK ASSY	1	
1	44041-037	BOLT-fork top	2	
2	44046-015	"O" RING-fork top	2	
3	110B0856	BOLT-hex head, 8×56	3	
4	44039-037	HEAD-steering stem	1	
5	461F0800	WASHER-spring, 8m/m	4	
6	310B0800	NUT, 8m/m	3	
7	44033-038-21	COVER-L.H. fork	1	
8	44034-037-21	COVER-R.H. fork	1	
9	44043-034	WASHER-fork cover	2	
10	44045-029	GASKET-fork cover	2	
11	113B1036	BOLT-hex, head, 10×36	2	
12	461F1000	WASHER-spring, 10m/m	2	
13	44037-037	STEM-steering	1	
14	44026-038	SPRING-fork	2	
15	44028-022	HOLDER-fork spring	2	
16	44010-017	DUST SHIELD-fork	2	
17	44009-020	OIL SEAL-fork	2	
18	44007-015	NUT-fork outer tube	2	
19	44046-016	"O" RING-outer tube nut	2	
20	44015-011	GUIDE-fork inner tube	2	
21	44013-031	TUBE-fork inner	2	
22	44005-039	TUBE-L.H. fork outer	1	
23	44045-002	GASKET-fork drain plug	2	
24	220B0408A	SCREW-pan head, 4×8	2	
25	44006-037	TUBE-R.H. outer tube	1	
26	44029-019	SEAT-fork spring	2	
27	44041-017	BOLT-front axle	1	
28	28001-008	REFLECTOR-reflex	2	

17. Front Fork (2/2)



17. Front Fork (2/2)

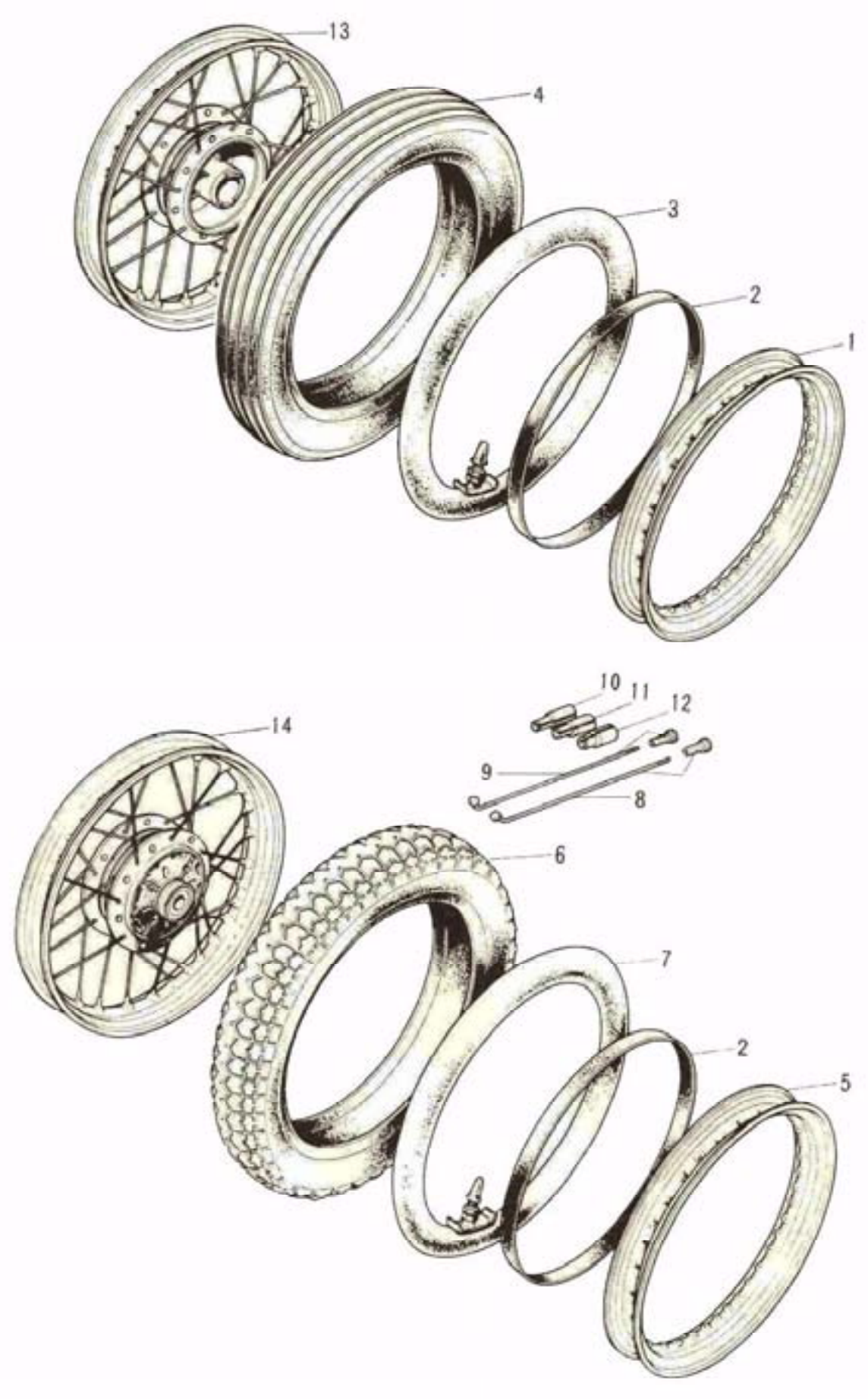
Ref. No.	Part No.	Part Name	Quantity	Remarks
29	46101-004	KNOB-steering damper	1	
30	315N1200A	NUT, 12m/m	1	
31	46126-001	SPRING-steering damper knob	1	
32	92090-020	NUT-steering stem	1	
33	46100-002	WASHER-steering stem	1	
34	92090-007	NUT-steering stem lock	1	
35	46098-010	CAP-steering stem	1	
36	92047-006	CONE-steering stem bearing	2	
37	46106-005	PLATE-steering damper steel	1	
38	46104-005	PLATE-steering damper friction	2	
39	46105-005	PLATE-steering damper anchor	1	
40	46106-006	PLATE-steering damper steel	1	
41	46124-005	SPRING-steering damper	1	
42	46125-005	NUT-steering damper guide	1	
43	550D1615	COTTER PIN, 1.6×15	1	
44	114B0812	BOLT-hex head, 8×12	1	
45	461F0800	WASHER-spring, 8m/m	1	
46,47	27016-024	LOCK ASSY-steering	1	
47	27008-042-85	KEY SET, No. 685		
	27008-042-86	KEY SET, No. 686		
	27008-042-87	KEY SET, No. 687		
	27008-042-88	KEY SET, No. 688		
	27008-042-89	KEY SET, No. 689		
	27008-042-01	KEY SET, No. 701		
	27008-042-02	KEY SET, No. 702		
	27008-042-03	KEY SET, No. 703		
	27008-042-04	KEY SET, No. 704		
	27008-042-05	KEY SET, No. 705		
48	92099-001	SCREW-rivet	1	
49	92033-024	CIRCLIP-steering lock	1	
50	92037-046	CLAMP-cable	1	
51	110B0612	BOLT-hexhead, 6×12	1	
	116B0612	BOLT-hexhead, 6×12	ALT	
52	410B0600	WASHER-plain, 6m/m	1	
53	461F0600	WASHER-plain, 6m/m	1	



18. Fenders

Ref. No.	Part No.	Part Name	Quantity	Remarks
1	35004-061-68	FENDER-front, pearl candytone red		
	35004-061-66	FENDER-front, pearl candytone white		
2	35009-019	BRACE-front fender	1	
3	220E0614	SCREW-pan head, 6×14	6	
4	92022-193	WASHER-plain, 6m/m	4	
5	411B0600	WASHER-plain, 6m/m	10	
6	461F0600	WASHER-spring, 6m/m	10	
7	310B0600	NUT, 6m/m	8	
8	110B0812	BOLT-hex head, 8×12	4	
	116B0812	BOLT-hex head, 8×12	ALT	
9	461F0800	WASHER-spring, 8m/m	4	
10	35022-056	FENDER-rear	1	
11	35025-021	BRACKET-rear fender	1	
12	110B0616	BOLT-hex head, 6×16	4	
	116B0616	BOLT-hex head, 6×16	ALT	
13	92027-122	COLLAR-rear fender	2	
14	92022-125	WASHER-plain, 6m/m	2	

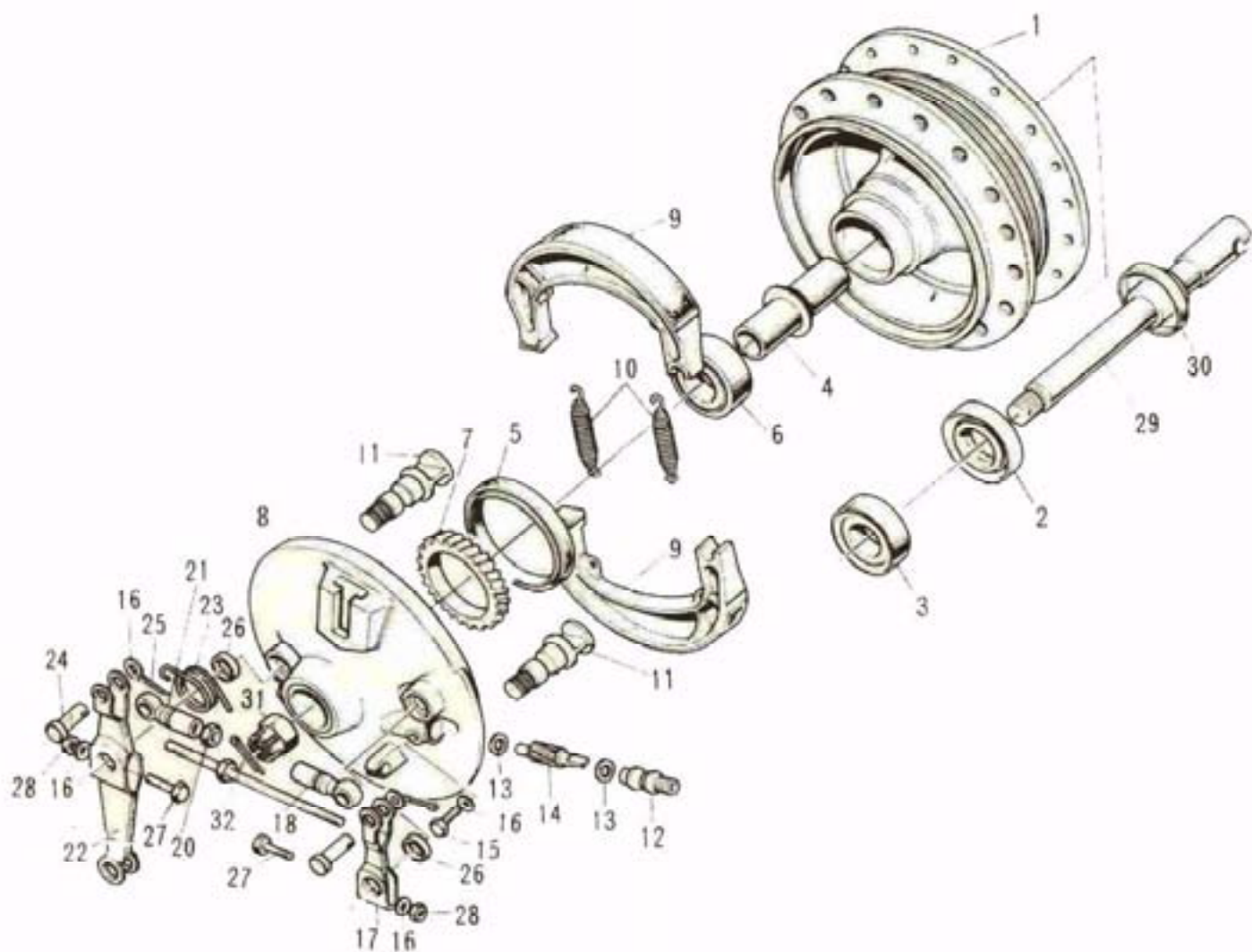
19. Tires, Rims



19. Tires, Rims

Ref. No.	Part No.	Part Name	Quantity	Remarks
1	41025-013	RIM, 1.60A×18	1	
2	41023-006	BAND-rim	2	
3	41022-016	TUBE-tire, 3.00-18	1	
4	41013-013	TIRE-front, 3.00-18 4PR	1	
5	41025-014	RIM, 1.85B×18W	1	
6	41014-023	TIRE-rear, 3.50-18 4PR	1	
7	41022-027	TUBE-tire, 3.50-18	1	
8	41027-007	SPOKE ASSY-inner, #9×147×103	20	
	41027-038	SPOKE ASSY-inner, rear	20	
9	41028-007	SPOKE ASSY-outer, #9×146×86	20	
	41028-037	SPOKE ASSY-outer, rear	20	
10	41075-001	WEIGHT-wheel balance 10g		
11	41075-002	WEIGHT-wheel balance 20g		
12	41075-003	WEIGHT-wheel balance 30g		
13	41074-011	WHEEL ASSY-front	1	1.6A×18
14	42048-007	WHEEL ASSY-rear	1	1.85B×18W

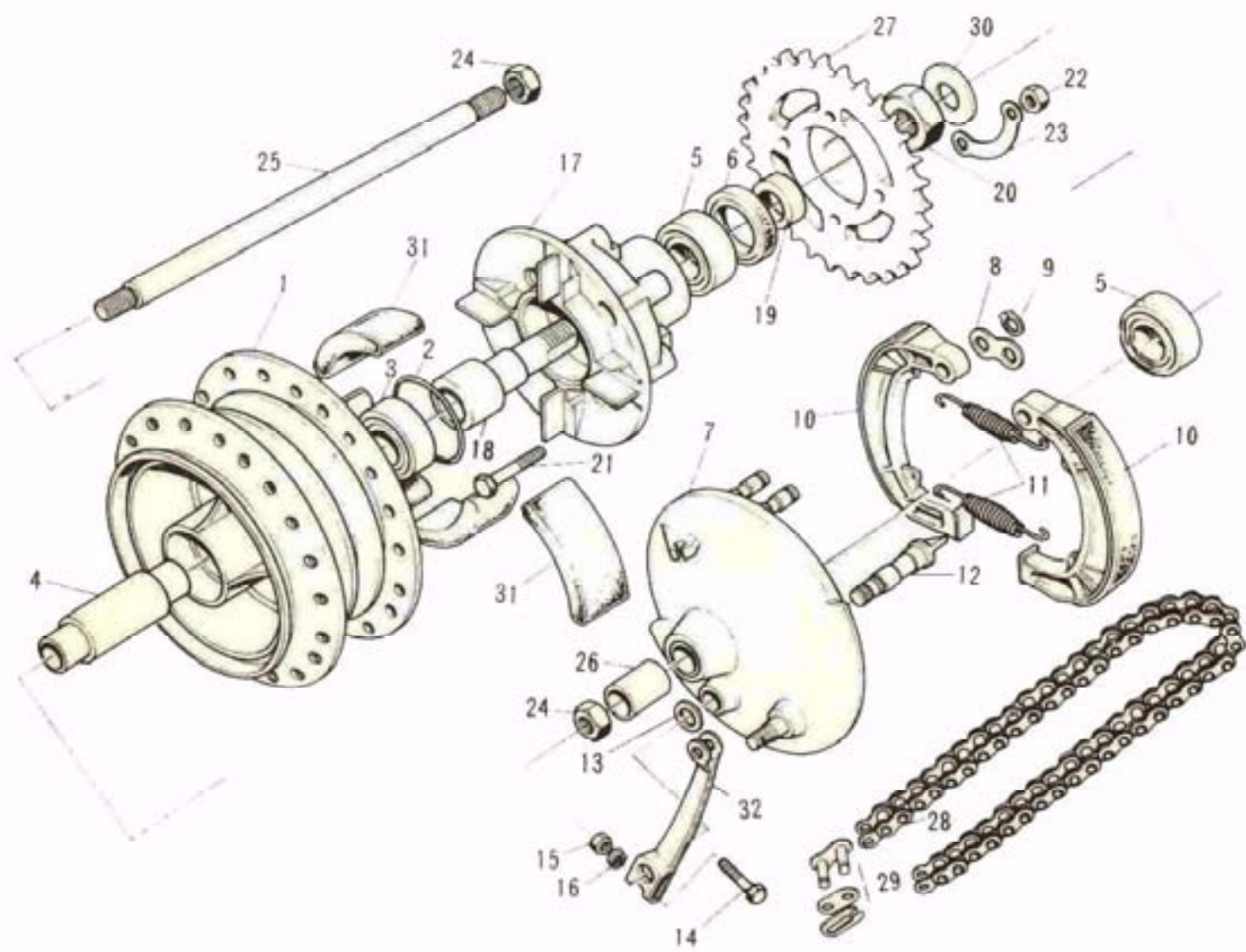
20. Front Hub.



20. Front Hub.

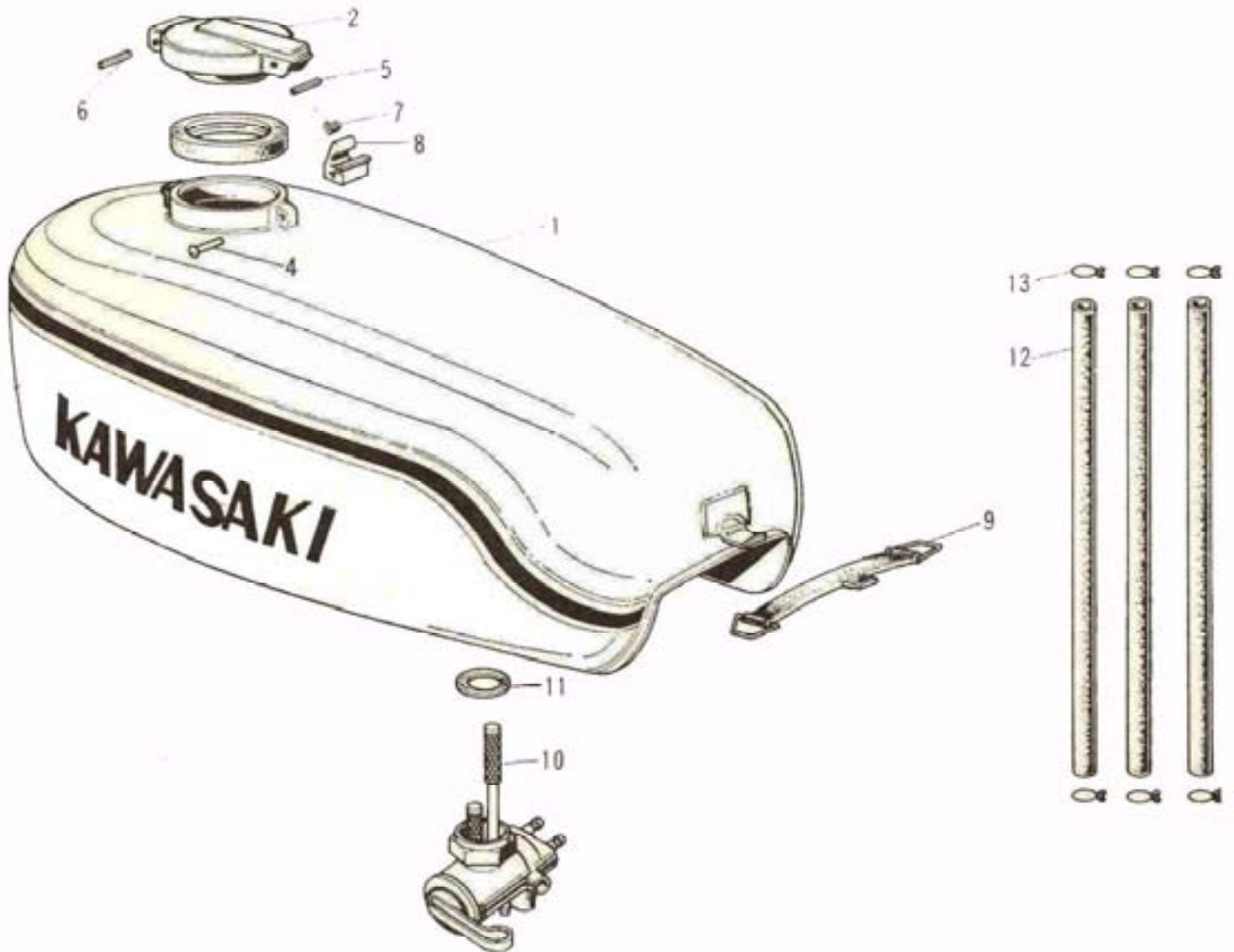
Ref. No.	Part No.	Part Name	Quantity	Remarks
1~6	41034-007	DRUM ASSY-front brake	1	
2	92052-005	OIL SEAL. WTC25428	1	
3	601B6302	BALL BEARING, ϕ . 6302	1	
4	41039-011	SPACER-front axle bearing	1	
5	92050-017	OIL SEAL, OC55687	1	
6	601B6302Z	BALL BEARING, ϕ . 6302Z	1	
7	41059-009	GEAR-speedometer	1	
7~28	41035-013-21	PANEL ASSY-front brake, flat black	1	
9	41048-004	SHOE-front brake	2	
10	41049-004	SPRING-front brake shoe	2	
11	41050-004	CAM SHAFT-front brake	2	
12	41062-003	BUSHING-speedometer pinion	1	
13	41063-003	WASHER-speedometer pinion thrust	2	
14	41060-007	PINION-speedometer	1	
15	110B0618	BOLT-hex head, 6 \times 18	1	
	116B0618	BOIL-hex head, 6 \times 18	ALT	
16	411B0600	WASHER-plain, 6m/m	5	
17	41053-012	LEVER-front brake cam 2nd	1	
18	41058-010	ROD END-brake cam lever connecting, B	1	
19	41057-004	ROD-brake lever connecting	1	
20	310B0500A	NUT, 5m/m	1	
21	41058-011	ROD END-brake cam lever connecting, A	1	
22	41053-011	LEVER-front brake cam 1st	1	
23	41056-001	SPRING-front brake cam lever	1	
24	41055-003	PIN-brake connecting rod	1	
25	550D1210	COTTER PIN 1.2 \times 10	1	
26	41051-001	DUST SHIELD-brake cam	1	
27	110B0630	BOLT-hex head, 6 \times 30	1	
	116B0630	BOLT-hex head, 6 \times 30	ALT	
28	310B0600	NUT, 6m/m	1	
29	41068-035	AXLE-front	1	
30	41069-007	COLLAR-front axle oil seal	1	
31	320B1400	NUT, 14m/m	1	
32	550D3030	COTTER PIN, 3.0 \times 30	1	

21. Rear Hub



21. Rear Hub

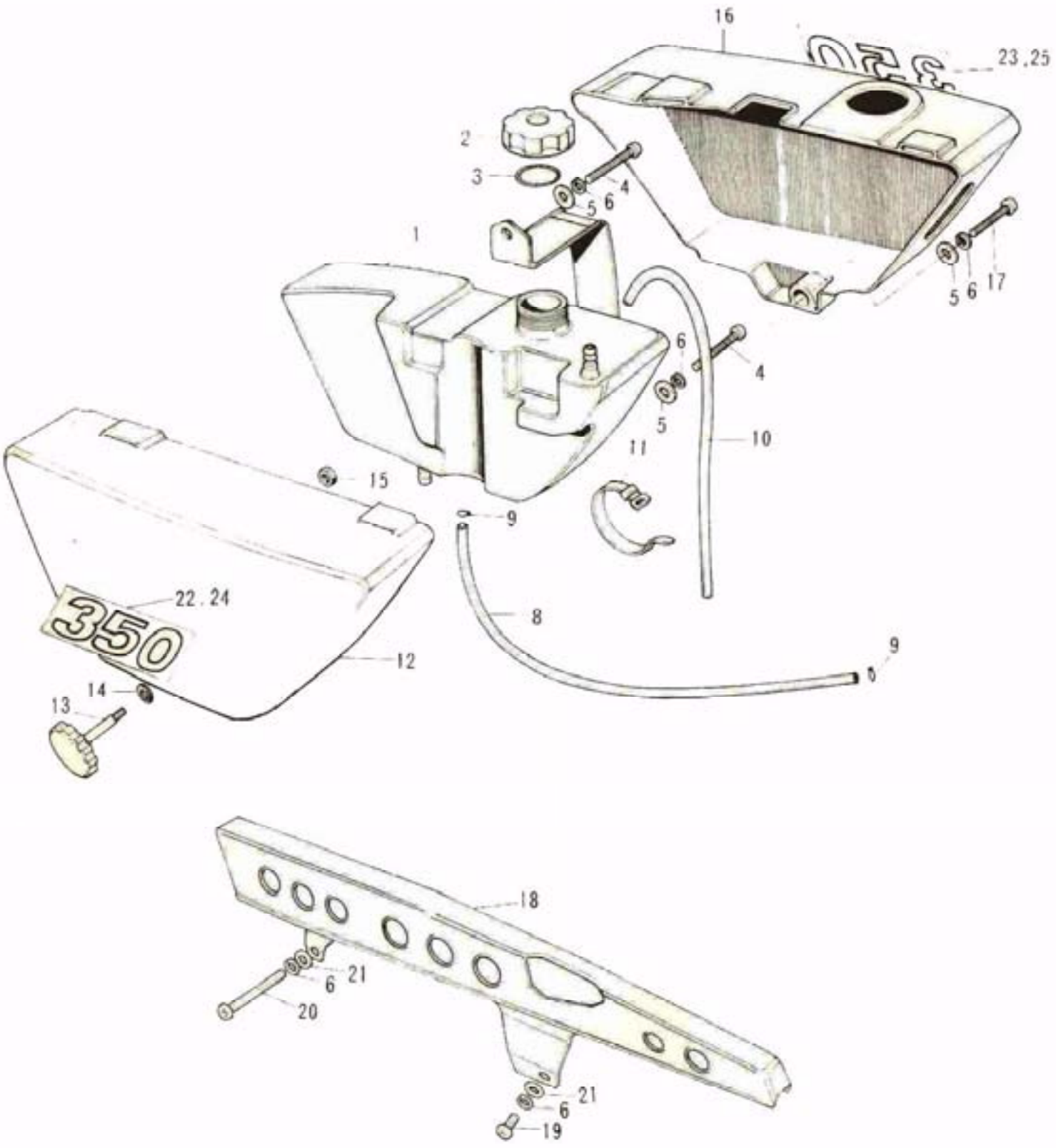
Ref. No.	Part No.	Part Name	Quantity	Remarks
1~6	42005-009	DRUM ASSY-rear brake	1	
2	671B2560	"O" RING, 60m/m	1	
3	601B6205	BALL BEARING, ϕ . 6205	2	
4	42010-008	SPACER-rear hub bearing	1	
5	601B6205Z	BALL BEARING, ϕ . 6205Z	1	
6	92052-006	OIL SEAL, PJX135527	1	
7~16, 32	42006-007-21	PANEL ASSY-rear brake, flat black	1	
8	41045-001	WASHER-brake shoe pin	1	
9	480J1400	CIRCLIP, 14m/m	2	
10	42019-003	SHOE-rear brake	2	
11	41049-003	SPRING-brake shoe	2	
12	42026-004	CAM SHAFT-rear brake	1	
13	41051-001	DUST SHIELD-brake cam shaft	1	
14	110B0640	BOLT-hex head, 6 \times 40	1	
	116B0640	BOLT-hex head, 6 \times 40	ALT	
15	310B0600	NUT, 6m/m	1	
16	410B0600	WASHER-plain, 6m/m	1	
17~23, 31	42008-002	COUPLING ASSY-rear hub	1	
18	42036-006	SLEEVE-rear axle	1	
19	42037-006	COLLAR-rear axle sleeve	1	
20	42045-006	NUT-sleeve	1	
21	92003-015	BOLT-rear sprocket fitting	4	
22	313B1000	NUT, 10m/m	4	
23	92088-005	WASHER-sprocket lock	2	
24	313B1600	NUT, 16m/m	2	
25	42031-024	AXLE-rear	1	
26	42032-008	COLLAR-R.H. rear hub collar	1	
27	42041-102	REAR SPROCKET	1	43T
28, 29	695Z5098	CHAIN ASSY-drive	1	EK530SH
29	92058-008	JOINT ASSY-drive chain	1	
30	42046-009	WASHER-sleeve	1	
31	42014-008	SHOCKDAMER-rear hub	4	
32	42029-006	LEVER-rear brake cam	1	



22. Fuel Tank

Ref. No.	Part No.	Part Name	Quantity	Remarks
1	51001-071-68	TANK-fuel, pearl candytone red	1	
	51001-071-66	TANK-fuel, pearl candytone white		
2	51051-004	CAP-fuel tank	1	
3	51059-008	GASKET-fuel tank cap	1	
4	92043-072	PIN-fuel tank cap fitting	1	
5	92043-073	PIN-fuel tank cap stopper	1	
6	92043-074	PIN-hook	1	
7	51053-003	SPRING-fook	1	
8	51063-001	Hook-fuel tank cap	1	
9	92072-029	BAND-fuel tank	1	
10	51023-021	COCK ASSY-fuel	1	
11	92065-084	GASKET-fuel cock joint	1	
12	92059-073	PIPE-fuel	3	
13	92037-010	CLAMP-fuel pipe	6	

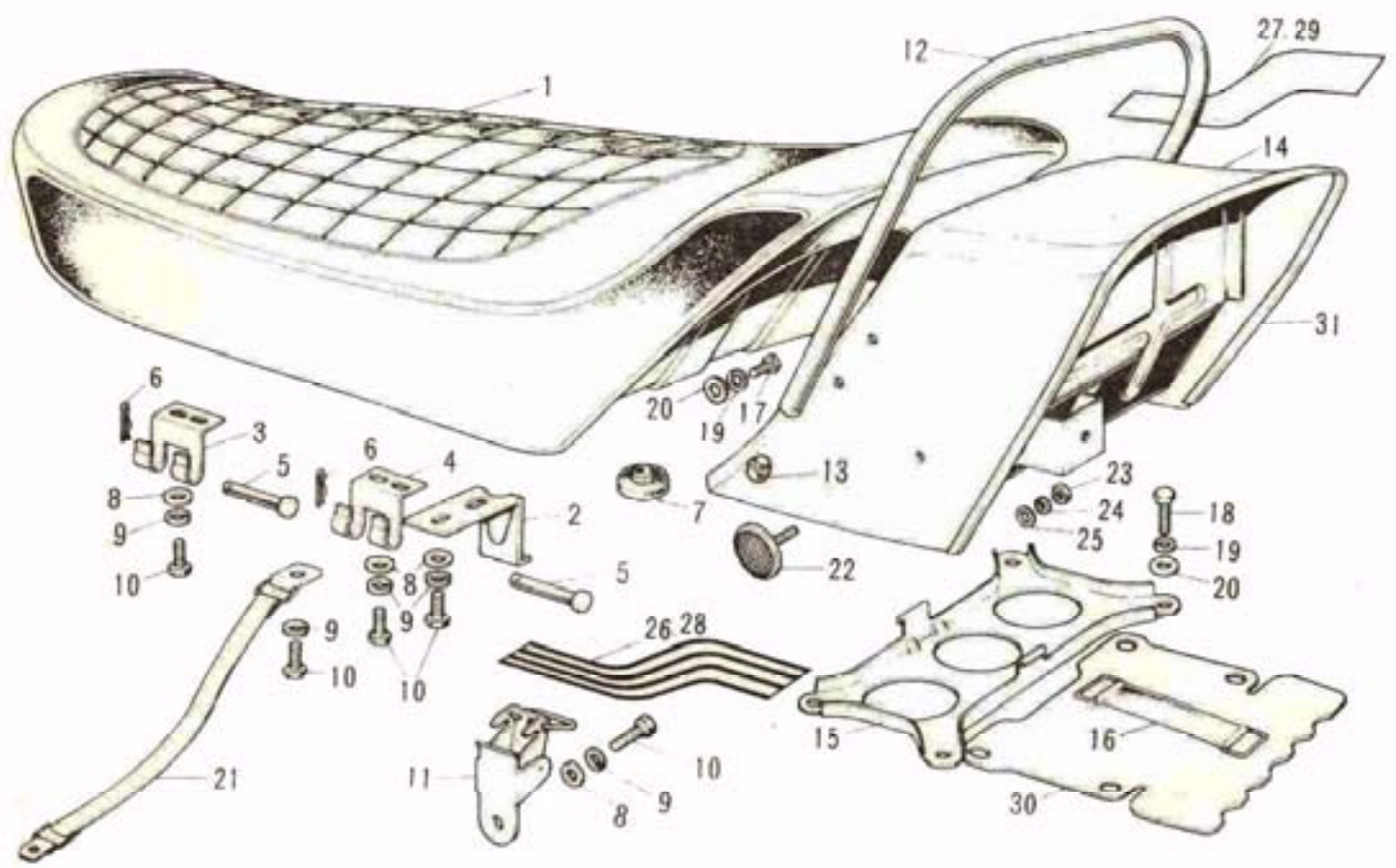
23. Oil Tank, Side Covers, Chain Cover



23. Oil Tank, Side Covers, Chain Cover

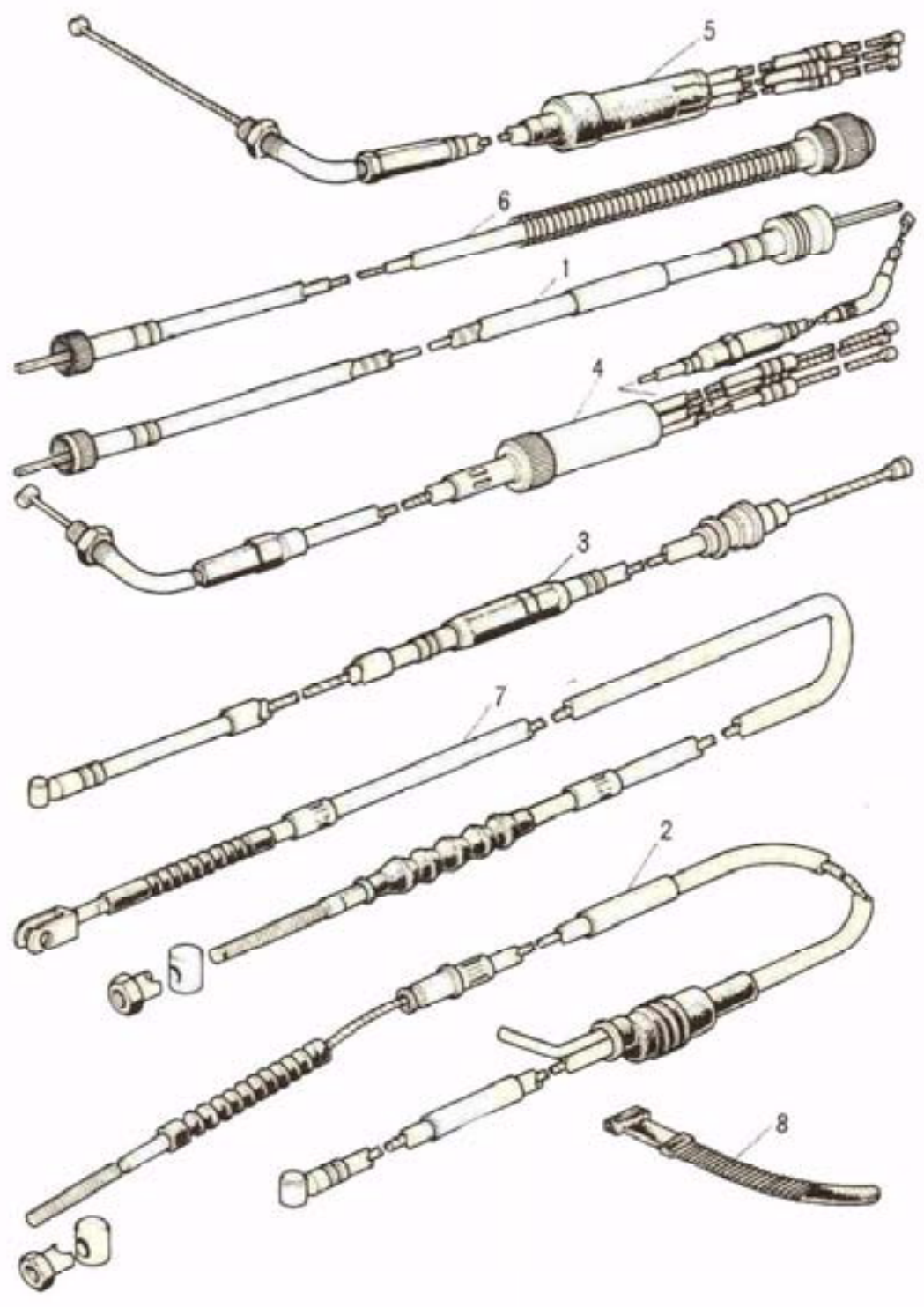
Ref. No.	Part No.	Part Name	Quantity	Remarks
1	52001-025	TANK-oil tank	1	
2	52003-015	CAP-oil tank	1	
3	92065-020	GASKET-oil tank cap	1	
4	220B0612	SCREW-pan head, 6×12	2	
5	411B0600	WASHER-plain, 6m/m	3	
6	461F0600	WASHER-spring, 6m/m	3	
7	52018-002	BAND-oil tank	1	
8	92059-072	PIPE-oil	1	
9	92037-010	CLAMP-fuel pipe	2	
10	700Q05600	TUBE-vinyl, 5×600	1	
11	92072-030	BAND, short	2	
12	36001-031-68	COVER-L.H. side, pearl candytone red		
	36001-031-66	COVER-L.H. side, pearl candytone white		
13	92077-020	KNOB-side cover	1	
14	92075-041	DAMPER RUBBER-side cover	1	
15	312B0600	NUT, 6m/m	1	
16	36007-026-68	COVER-R.H. side, pearl candytone red		
	36007-026-66	COVER-R.H. side, pearl candytone white		
17	220E0635	SCREW-pan head, 6×35	1	
18	36014-040-21	COVER-chain	1	
19	220E0612	SCREW-pan head, 6×12	1	
20	220E0655	SCREW-pan head, 6×55	1	
21	92022-165	WASHER-plain, 6m/m	2	
22	56018-084	EMBLEM-L.H. side cover		for pearl candytone red
23	56018-086	EMBLEM-R.H. side cover		
24	56018-085	EMBLEM-L.H. side cover		for pearl candytone white
25	56018-087	EMBLEM-R.H. side cover		

24. Dual Seat



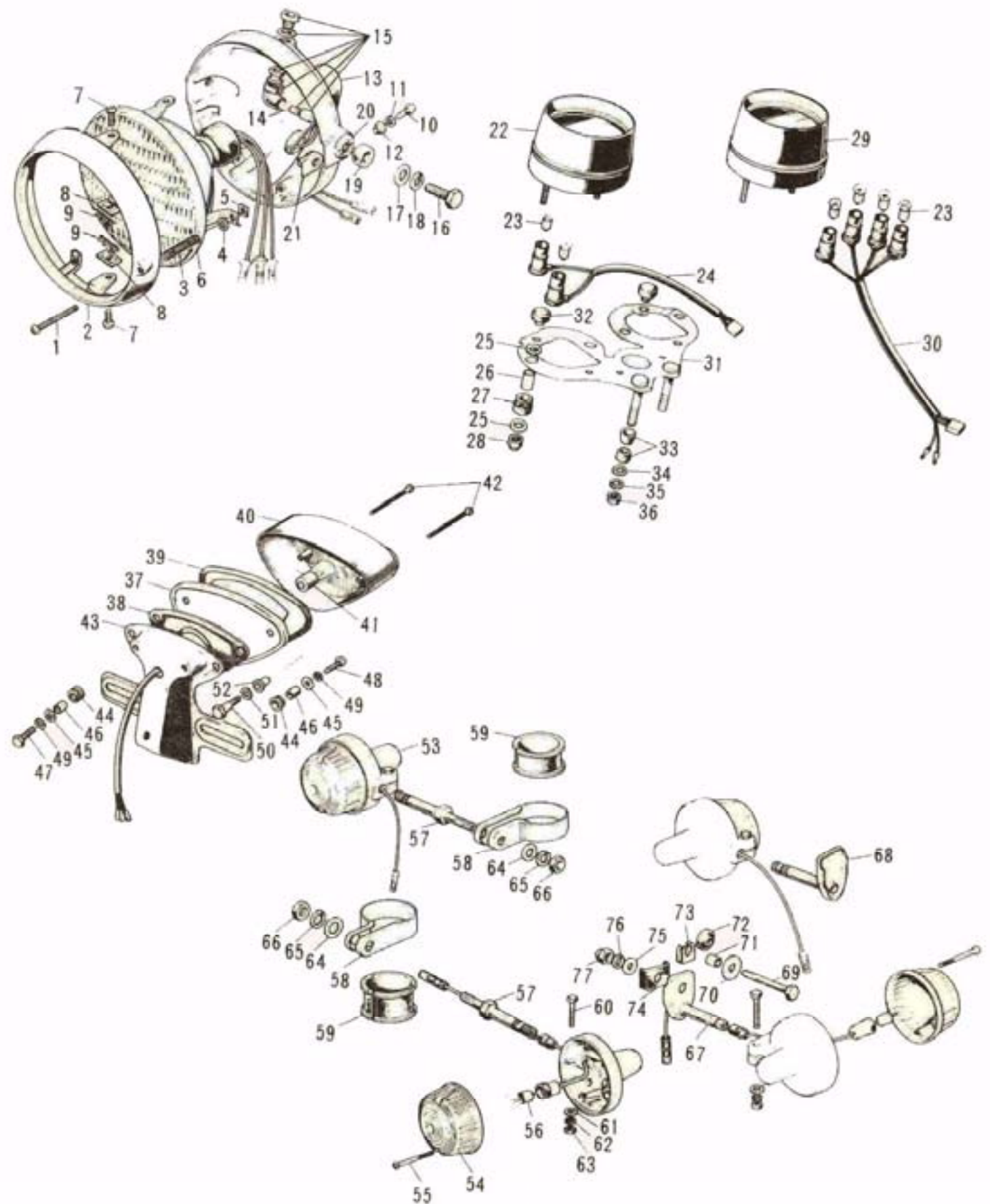
24. Dual Seat

Ref. No.	Part No.	Part Name	Quantity	Remarks
1	53001-070	SEAT ASSY-dual	1	
2	53008-011	HOOK-seat	1	
3	53009-017	HINGE-seat	1	
4	53009-018	HINGE-seat	1	
5	53011-002	PIN-seat pivot	2	
6	92041-003	COTTER PIN	2	
7	92075-023	DAMPER RUBBER-dual seat	5	
8	411B0600	WASHER-plain, 6m/m	8	
9	461F0600	WASHER-spring, 6m/m	9	
10	110B0614	BOLT-hex head, 6×14	8	
	116B0614	BOLT-hex head, 6×14	ALT	
11	53045-001	HOOL ASSY-seat	1	
12	53042-004	GRIP-seat	1	
13	32112-004	PLUG-seat grip	2	
14	53043-001	BACKREST-seat	1	
15	32098-015	CASE-tool	1	
16	92072-012	BAND-tool	1	
17	110B0812	BOLT-hex head, 8×12	4	
	116B0812	BOLT-hex head, 8×12	ALT	
18	110B0820	BOLT-hex head, 8×20	4	
	116B0820	BOLT-hex head, 8×20	ALT	
19	461F0800	WASHER-plain, 8m/m	8	
20	411B0800	WASHER-plain, 8m/m	4	
21	92072-027	BAND-seat stopper	1	
22	28001-009	REFLECTOR-reflex, rear	2	
23	310B0500A	NUT, 5m/m	2	
24	461F0500	WASHER-spring, 5m/m	2	
25	411B0500	WASHER-plain, 5m/m	2	
26	56027-050	EMBLEM-L.H. seat backrest	1	for pearl candytone red
27	56027-052	EMBLEM-R.H. seat backrest		
28	56027-051	EMBLEM-L.H. seat backrest	1	for pearl candytone white
29	51027-053	EMBLEM-R.H. seat backrest		
30	53046-001	PLATE-dust		
31	53044-001	MOULDING-seat backrest	1	



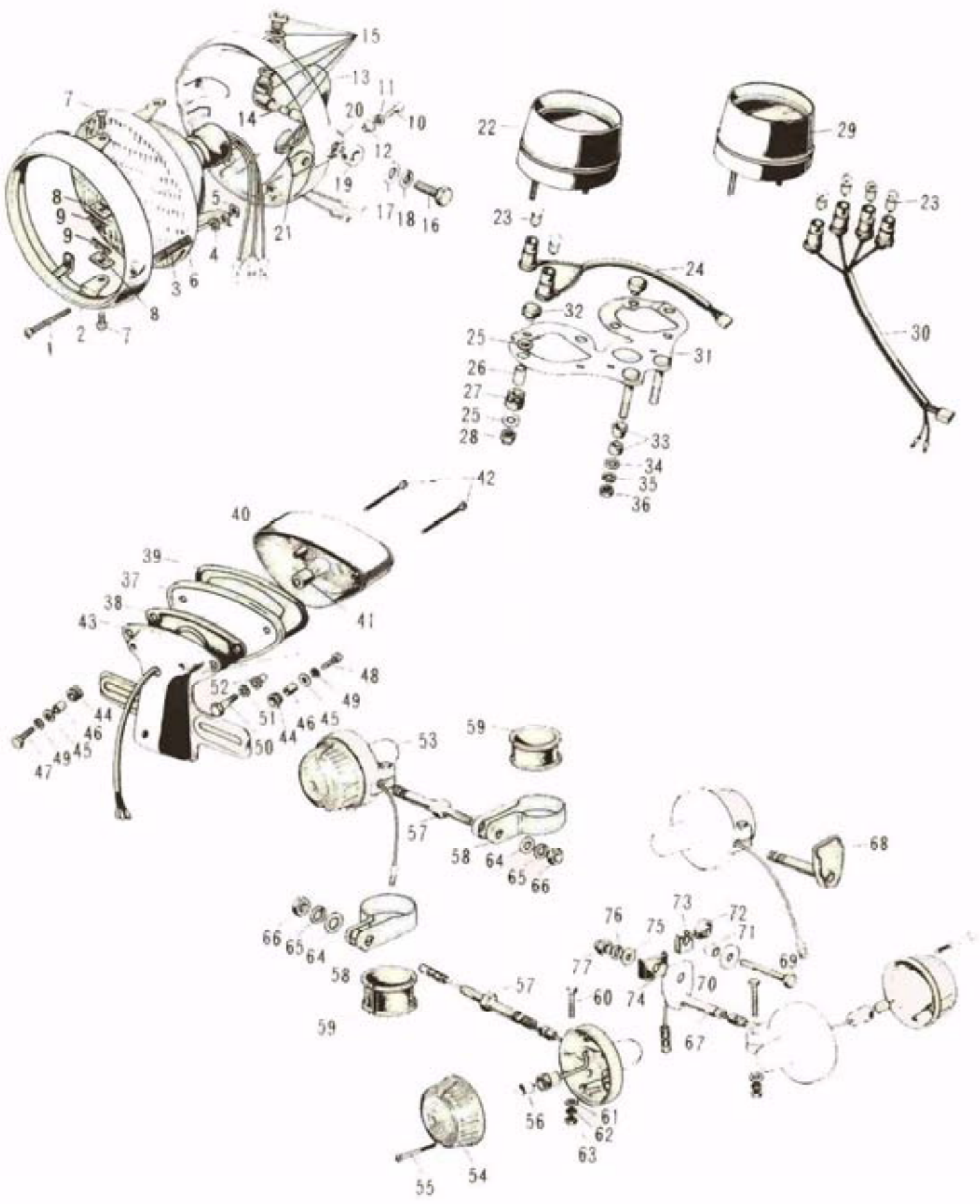
25. Cables.

Ref. No.	Part No.	Part Name	Quantity	Remarks
1	54001-035	CABLE-speedometer	1	ident letter "01-035"
2	54005-061	CABLE-front brake	1	ident letter "05-061"
3	54011-040	CABLE-clutch	1	ident letter "11-040"
4	54012-074	CABLE-combination	1	ident letter "12-074"
5	54017-044	CABLE-starter	1	ident letter "17-044"
6	54018-012	CABLE-tachometer	1	ident letter "18-012"
7	54022-021	CABLE-rear brake	1	ident letter "22-021"
8	92072-035	BAND-cable	1	



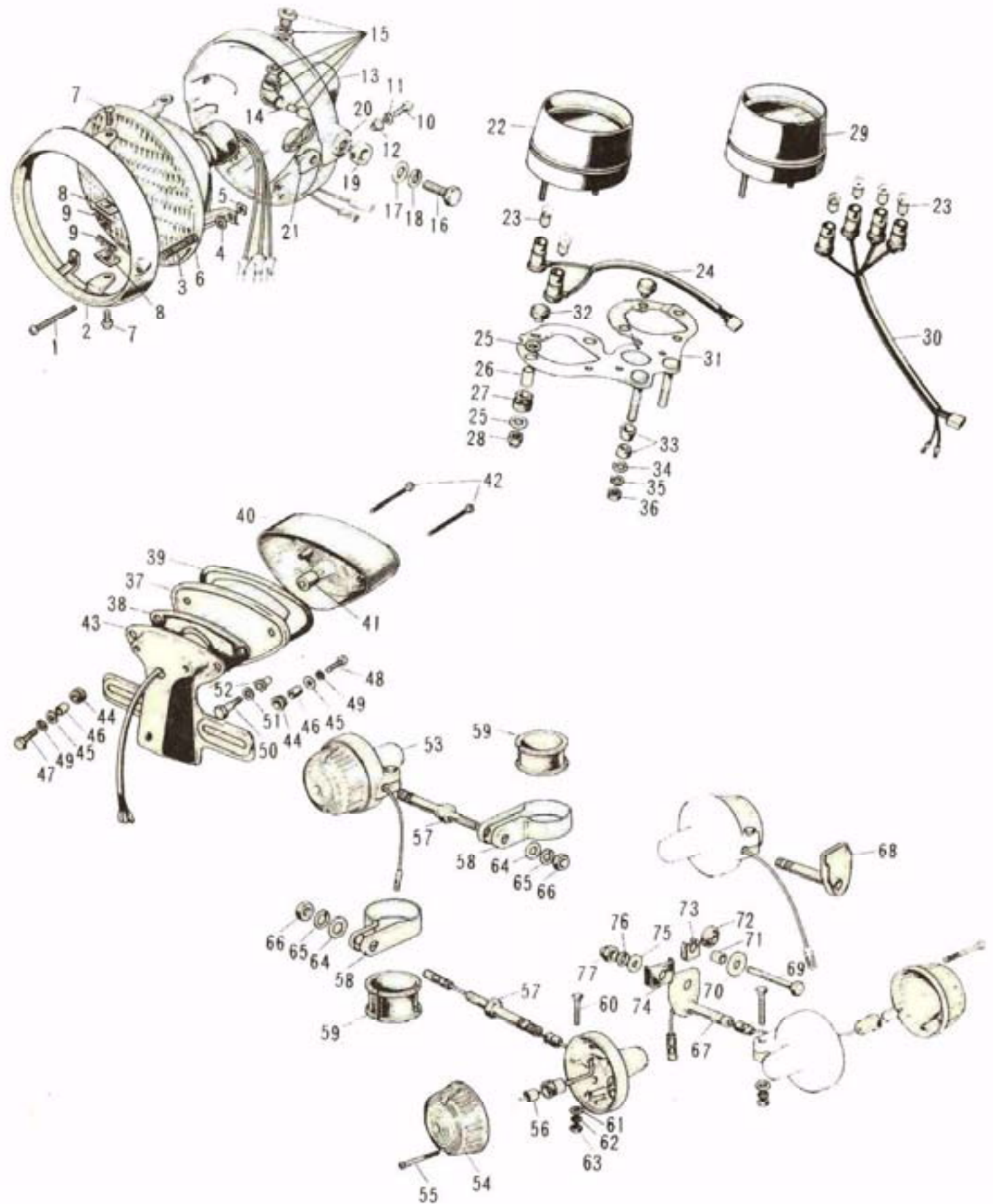
26. Electrical Equipment A (1/3)

Ref. No.	Part No.	Part Name	Quantity	Remarks
1~9	23003-014	LAMP UNIT-head	1	
1	23019-021	SCREW-focus adjusting	1	
2	23006-025	RIM-head lamp	1	
3	23014-005	SPRING-focus adjusting	1	
4	23021-004	WASHER	1	
5	23020-016	NUT	1	
6	23007-030	LENS UNIT-head lamp	1	12V—35/25W
7	23019-018	SCREW-lens unit fitting	2	
8	23020-009	NUT-lens unit fitting	2	
9	23022-001	PIN-lens unit fitting	2	
10	92011-024	SCREW-pan head, 5×14	2	
11	461F0500	WASHER-spring, 5m/m	2	
12	23021-010	WASHER, 5m/m	2	
13	23005-032-10	BODY-head lamp	1	
14	92069-017	BULB, 12V-1.5W	1	
15	23016-006	LAMP ASSY-high beam indicator	1	
16	92007-024	BOLT-head lamp fitting	2	
17	411B1000	WASHER-plain, 10m/m	2	
18	461F1000	WASHER-spring, 10m/m	2	
19	92075-079	DAMPER RUBBER-head lamp	2	
20	23021-011	WASHER-head lamp fitting	2	
21	23020-017	NUT-head lamp fitting	2	
22~28	25005-050	SPEEDOMETER ASSY		Mile/h Indicator
	25005-048	SPEEDOMETER ASSY		km/h Indicator
23	92069-018	BULB, 12V-3W	6	
24	25011-020	SOCKET ASSY-speedometer	1	
25	92022-194	WASHER-plain, 6m/m	8	



26. Electrical Equipment A (2/3)

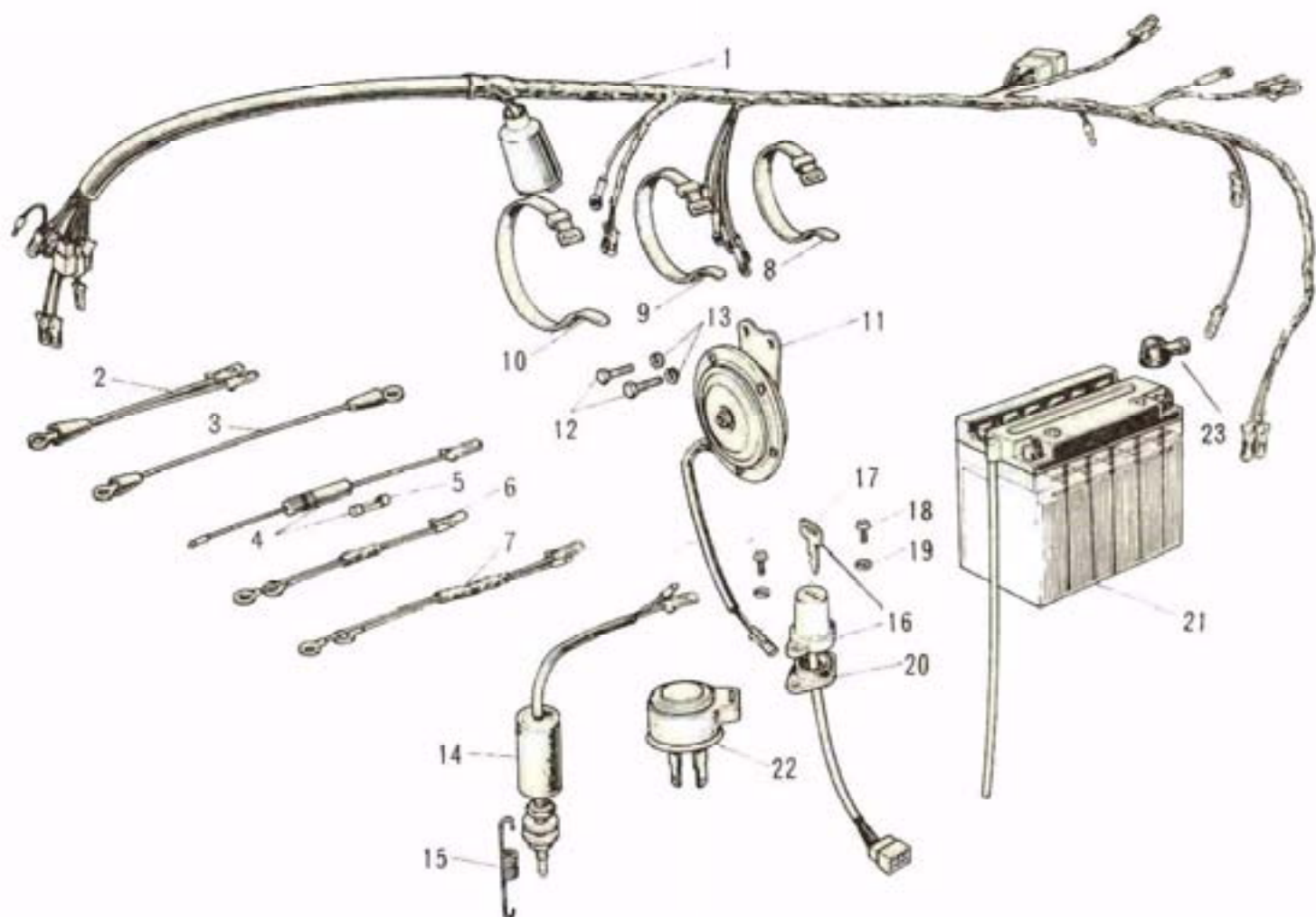
Ref. No.	Part No.	Part Name	Quantity	Remarks
26	92027-140	COLLAR-speedometer fitting	4	
27	92075-089	DAMPER RUBBER-speedometer fitting	4	
28	92015-009	NUT-cap, 6m/m	4	
23, 25~30	25016-011	TACHOMETER ASSY	1	
30	25011-021	SOCKET ASSY-tachometer	1	
31	25008-014	BRACKET-speedometer	1	
32	92075-090	DAMPER RUBBER-meter	3	
33	92075-080	DAMPER RUBBER-meter bracket	4	
34	411B0800	WASHER-plain, 8m/m	2	
35	461F0800	WASHER-spring, 8m/m	2	
36	310B0800	NUT, 6m/m	2	
37~42	23025-036	LAMP ASSY-tail	1	
37	23027-026	SOCKET-tail lamp	1	
38	23028-015	GASKET-tail lamp	1	
39	23028-016	GASKET-tail lamp	1	
40	23026-019	LENS-tail lamp	1	
41	92069-039	BULB, 12V-32/4CP	1	
42	220E0455A	SCREW-pan head, 4×55	4	
43	23036-012-10	BRACKET-tail lamp	1	
44	92075-076	DAMPER RUBBER	3	
45	92022-125	WASHER-plain, 6m/m	3	
46	92027-129	COLLAR-lamp bracket	3	
47	110B0620	BOLT-hex head, 6×20	2	
	116B0620	BOLT-hex head, 6×20	ALT	
48	220B0620	SCREW-pan head, 6×20	1	
49	461F0600	WASHER-spring, 6m/m	3	
50	92001-105	BOLT-tail lamp fitting	2	
51	92022-195	WASHER-plain	2	
52	92075-091	DAMPER RUBBER	2	



26. Electrical Equipment A (3/3)

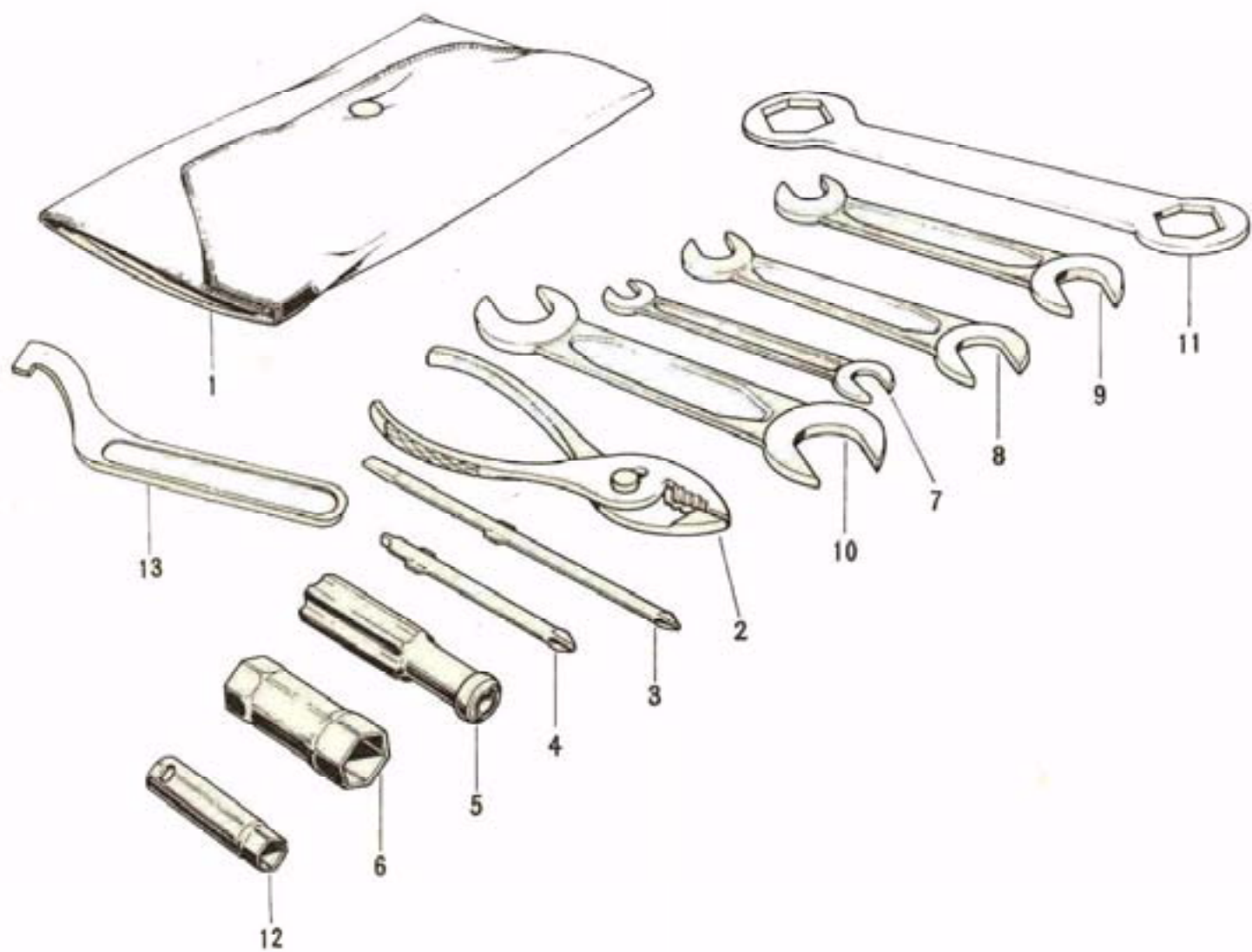
Ref. No.	Part No.	Part Name	Quantity	Remarks
53	23040-029	LAMP ASSY-turn signal	4	
54	23048-012	LENS-turn signal lamp	4	
55	220E0430A	SCREW-pan head, 4×30	8	
56	92069-055	BULB. 12V-32cp	4	
57	23051-017	STAY-turn signal lamp	2	
58	23051-021	BRACKET-turn signal lamp	2	
59	92075-088	DAMPER RUBBER	2	
60	110N0630	BOLT-hex head, 6×30	4	
61	410B0600	WASHER-plain, 6m/m	4	
62	461E0600	WASHER-spring, 6m/m	4	
63	310B0600	NUT, 6m/m	4	
64	410B1200	WASHER-plain, 12m/m	2	
65	461E1200	WASHER-spring, 12m/m	2	
66	314B1200A	NUT, 12m/m	2	
67	23051-018	BRACKET-rear turn signal L. H	1	
68	23051-019	BRACKET-rear turn signal R. H	1	
69	113N1055	BOLT-hex head 10×55	2	
70	92022-206	WASHER-plain, 10m/m	2	
71	92027-137	COLLAR	2	
72	92075-114	DAMPER RUBBER	2	
73	23061-003	PLATE-earth	2	
74	92075-082	DAMPER RUBBER B	2	
75	411B1000	WASHER-plain, 10m/m	2	
76	461F1000	WASHER-plain, 10m/m	2	

27. Electrical Equipment B



27. Electrical Equipment B

Ref. No.	Part No.	Part Name	Quantity	Remarks
1	26001-059	WIRING HARNESS-main	1	
2	26010-015	WIRE-lead	1	
3	26010-017	WIRE-lead	1	
4	26004-010	FUSE ASSY	1	
5	26006-002	FUSE 20A	1	
6	26011-051	WIRE-lead	1	L=100m/m
7	26011-052	WIRE-lead	1	L=140m/m
8	92072-030	BAND, short	5	
9	92072-031	BAND, middle	1	
10	92072-032	BAND, long	1	
11	27003-027	HORN	1	
12	110B0814	BOLT-hex head, 8×14	2	
	116B0814	BOLT-hex head, 8×14	ALT	
13	461F0800	WASHER-plain, 8m/m	2	
14	27010-006	SWITCH-brake lamp	1	
15	27011-009	SPRING-brake lamp switch	1	
16	27005-036	SWITCH ASSY-ignition	1	
17	27008-042-85	KEY SET, No. 685		
	27008-042-86	KEY SET, No. 686		
	27008-042-87	KEY SET, No. 687		
	27008-042-88	KEY SET, No. 688		
	27008-042-89	KEY SET, No. 689		
	27008-042-01	KEY SET, No. 701		
	27008-042-02	KEY SET, No. 702		
	27008-042-03	KEY SET, No. 703		
	27008-042-04	KEY SET, No. 704		
	27008-042-05	KEY SET, No. 705		
18	92011-022	SCREW-pan head, 6m/m	2	
19	410B0800	WASHER-plain, 8m/m	2	
20	92075-077	DAMPER RUBBER	1	
21	26012-022	BATTERY 12V-6AH	1	
22	27002-011	RELAY-turn signal	1	
* 23	92073-001	CAP-battery terminal	1	



Numerical Parts Index

* Newly developed parts for Model S2

Part No.	Page	Q'ty	Part No.	Page	Q'ty
* 11001-053	02	2	* 13134-013	10	1
* 11001-054	02	1	* 13135-017	12	1
* 11004-043	02	3	* 13136-038	10	1
* 11005-068	02	1	* 13137-022	12	1
* 11005-069	02	1	* 13140-035	10	1
* 11005-070	02	1	* 13140-036	10	1
* 11009-027	02	3	* 13140-037	10	1
* 11010-030	22	1	* 13141-029	10	1
* 11011-013	22	1	13142-008	10	1
* 11013-026	22	1	13144-030	12	
* 11015-024	22	2	13144-035	12	1
* 11015-025	22	1	* 13151-014	10	1
* 13001-043	06	3	* 13156-040	14	1
13002-002	06	3	13157-004	14	1
* 13008-031	06	3	* 13158-007	14	1
* 13024-039	06		* 13159-007	14	1
* 13025-036	06		* 13159-008	14	1
* 13027-050	06		* 13161-026	14	1
* 13029-052	06		* 13169-007	14	1
* 13031-037	06	1	* 13170-005	14	1
13033-007	06	3	* 13171-004	14	1
* 13034-027	06	3	* 13187-004	08	1
* 13035-029	06	3	* 13209-006	10	1
* 13037-039	06	1	* 13224-008	18	1
* 13038-035	06	1	* 13226-005	18	1
* 13039-006	06	2	13229-002	08	6
* 13040-008	06	2	* 13236-002	14	1
* 13044-018	06	3	* 14001-049	04	1
* 13058-033	16	1	14013-004	04	2
* 13061-011	16	1	14013-013	04	1
13063-004	16	1	14015-001	04	1
13066-013	16	1	* 14015-003	04	1
* 13068-024	16	1	* 14018-005	18	1
13070-001	16	1	* 14026-008	18	1
13071-003	16	1	* 14030-030	18	1
13072-006	16	1	* 14031-047	18	1
13077-002	16	1	* 14032-061	18	1
* 13081-039	08	1	* 14038-030	18	1
* 13087-028	08	1	* 14044-006	18	1
13088-025	08	6	* 14045-012	18	1
13089-003	08	5	* 14046-019	18	1
13090-002	08	1	* 14069-003	04	1
* 13095-030	08	1	* 16001-123	24	2
13102-009	08	1	* 16001-124	24	1
13116-010	08	1	16002-004	24	6
13116-016	08	1	16003-004	24	6
* 13116-021	08	1	* 16004-017	24	3
13118-004	08	1	16006-014	24	3
* 13121-021	06	1	16007-012	24	3
* 13127-034	10	1	16008-004	24	3
* 13128-031	12	1	* 16009-047	24	3
* 13129-038	12	1	16010-004	24	3
* 13130-028	10	1	16012-011	24	3
* 13131-034	12	1	16013-003	24	3
* 13132-027	10	1	16014-002	24	3
* 13133-027	12	1	16015-001	24	3

Numerical Parts Index

* Newly developed parts for Model S2

Part No.	Page	Q'ty	Part No.	Page	Q'ty
16016-002	24	3	* 21133-020	20	1
* 16017-054	24	3	* 21133-021	20	1
16019-013	24	3	* 21133-022	20	1
* 16021-013	24	3	* 23003-014	58	1
16022-005	24	3	* 23005-032-10	58	1
* 16025-041	24	2	* 23006-025	58	1
* 16025-042	24	1	* 23007-030	58	1
16029-004	24	3	23014-005	58	1
16030-005	24	3	* 23016-006	58	1
16031-016	24	3	23019-018	58	2
16032-003	24	3	23019-021	58	1
16033-009	24	12	23020-009	58	2
16034-001	24	3	23020-016	58	1
16036-005	24	3	* 23020-017	58	2
16036-007	24	3	23021-004	58	1
* 16060-012	02	3	* 23021-010	58	2
* 16061-012	02	3	* 23021-011	58	2
* 16062-014	02	6	23022-001	58	2
* 16082-030	26	1	* 23025-036	60	1
* 16084-012	06	1	* 23026-019	60	1
* 16085-017	18	1	* 23027-026	60	1
16088-002	26	1	* 23028-015	60	1
16089-001	26	1	* 23028-016	60	1
16090-002	26	1	* 23036-012-10	60	1
16090-003	26	1	* 23040-029	62	4
16091-001	26	1	* 23048-012	62	4
16094-002	26	1	* 23051-017	62	2
* 16096-006	26	1	* 23051-018	62	1
16115-001	18	1	* 23051-019	62	1
* 16134-012	26	1	* 23051-021	62	2
* 16134-013	26	1	* 23061-002	62	2
* 16134-014	26	1	* 25005-048	58	
* 18001-036	22	1	* 25005-050	58	
* 18001-037	22	1	* 25008-014	60	1
* 18001-038	22	1	* 25011-020	58	1
* 18033-048	22	3	* 25011-021	60	1
18043-008	22	3	* 25016-011	60	1
18044-004	22	3	* 26001-059	64	1
* 18049-074	22	3	* 26004-010	64	1
18067-003	02	3	26006-002	64	1
* 18069-038	22	3	26010-015	64	1
* 21001-019	20	1	26010-017	64	1
* 21003-015	20	1	* 26011-051	64	1
* 21007-020	20	1	* 26011-052	64	1
* 21008-019	20	3	26012-014	64	1
* 21013-026	20	3	* 27002-011	64	1
* 21014-008	20	1	* 27003-027	64	1
* 21019-011	20	2	* 27005-036	64	1
21023-009	20	2	* 27008-042-85	40	
* 21061-011	20	1	* 27008-042-85	64	
* 21066-012	20	1	* 27008-042-86	40	
* 21121-051	20	1	* 27008-042-86	64	
* 21121-052	20	1	* 27008-042-87	40	
* 21121-053	20	1	* 27008-042-87	64	
* 21126-004	20	3	* 27008-042-88	40	
21130-009	20	3	* 27008-042-88	64	

Numerical Parts Index

* Newly developed parts for Model S2

Part No.	Page	Q'ty	Part No.	Page	Q'ty
* 27008-042-89	40		41022-016	44	1
* 27008-042-89	64		41022-027	44	1
* 27008-042-01	40		41023-006	44	2
* 27008-042-01	64		41025-013	44	1
* 27008-042-02	40		41025-014	44	1
* 27008-042-02	64		41027-007	44	20
* 27008-042-03	40		* 41027-038	44	20
* 27008-042-03	64		41028-007	44	20
* 27008-042-04	40		* 41028-037	44	20
* 27008-042-04	64		41034-007	46	1
* 27008-042-05	40		* 41035-013-21	46	1
* 27008-042-05	64		41039-011	46	1
27010-006	64	1	41045-001	48	1
27011-009	64	1	41048-004	46	2
* 27016-024	40	1	41049-003	48	2
* 28001-008	38	2	41049-004	46	2
* 28001-009	54	2	41050-004	46	2
* 31082-007	28	2	41051-001	46	1
* 31082-008	28	1	41051-001	48	1
* 31082-009	28	1	41053-011	46	1
* 32002-046	28	1	41053-012	46	1
* 32030-022	28	2	41055-003	46	1
* 32030-023	28	2	41056-001	46	1
* 32098-015	54	1	41057-004	46	1
* 32099-008	28	1	41058-010	46	1
32103-003	28	2	41058-011	46	1
32103-006	28	1	41059-009	46	1
* 32112-004	54	2	41060-007	46	1
* 33001-039	30	1	41062-003	46	1
* 33032-032	30	1	41063-003	46	2
33033-006	30	2	* 41068-035	46	1
33034-012	30	1	41069-007	46	1
33034-013	30	1	41074-011	44	1
33035-004	30	2	41075-001	44	
33040-032	30	1	41075-002	44	
33040-033	30	1	41075-003	44	
* 34003-028	32	2	42005-009	48	1
34006-002	32	2	* 42006-007-21	48	1
* 34011-028	32	1	42008-002	48	1
* 34019-011	32	1	42010-008	48	1
34023-005	32	1	42014-008	48	4
* 34023-010	32	1	42019-003	48	2
* 34024-031	32	1	42026-004	48	1
34027-013	32	2	42031-024	48	1
* 35004-061-66	42		42032-008	48	1
* 35004-061-68	42		42036-006	48	1
* 35013-008	42	1	42037-006	48	1
* 35022-056	42	1	* 42041-102	48	1
* 35025-021	42	1	42045-006	48	1
* 36001-031-66	52		42046-009	48	1
* 36001-031-68	52		42048-007	44	1
* 36007-026-66	52		* 43001-038	32	1
* 36007-026-68	52		43005-015	32	1
* 36014-040-21	52	1	* 43007-026	30	1
41013-013	44	1	43009-001	30	1
* 41014-023	44	1	* 44001-078-21	38	1
* 35009-019	42	1			

Part No.	Page	Q'ty	Part No.	Page	Q'ty
* 44005-039	38	1	* 46085-016	36	1
* 44006-037	38	1	* 46085-017	36	1
44007-015	38	2	* 46085-018	36	1
44009-010	38	2	* 46085-019	36	1
44010-017	38	2	* 46086-014	36	1
* 44013-031	38	2	* 46089-005	36	1
44015-011	38	2	* 46089-006	36	1
* 44026-038	38	2	* 46089-007	36	1
* 44028-022	38	2	* 46091-005	36	1
* 44029-019	38	2	46092-005	36	1
* 44033-038-21	38	1	* 46096-007	34	1
* 44034-037-21	38	1	46098-010	40	1
* 44037-037	38	1	* 46100-002	40	1
* 44039-027	38	1	46101-004	40	1
* 44041-017	38	1	46104-005	40	2
44041-017	40	1	46105-005	40	1
44041-037	38	2	46106-005	40	1
44043-034	38	2	46106-006	40	1
44045-002	38	2	46124-005	40	1
44045-029	38	2	46125-005	40	1
44046-015	38	2	46126-001	40	1
44046-016	38	2	* 51001-071-66	50	
* 45014-062	30	2	* 51001-071-68	50	
45016-003	30	2	* 51023-021	50	1
45017-001	30	8	* 51051-004	50	1
* 46003-026	34	1	* 51053-003	50	1
46010-003	34	2	* 51059-008	50	1
46012-008	34	2	* 51063-001	50	1
* 46012-010	34	2	51067-002	28	3
* 46018-018	34	1	* 52001-025	52	1
* 46019-017	34	1	* 52003-015	52	1
* 46021-013	34	1	* 52018-002	52	1
* 46023-006	34	1	* 53001-070	54	1
46028-003	36	1	* 53008-011	54	1
46031-003	36	1	* 53009-017	54	1
46031-005	36	1	* 53009-018	54	1
* 46031-006	36	1	53011-002	54	2
* 46031-007	36	2	* 53042-004	54	1
* 46041-006	34	1	* 53043-001-66	54	
46044-005	36	1	* 53043-001-68	54	
* 46044-007	36	1	* 53044-001	54	1
* 46044-008	36	1	* 53045-001	54	1
46055-003	34	2	* 53046-001	54	1
* 46056-005	34	2	* 54001-035	56	1
46058-004	34	1	* 54005-061	56	1
46059-011	34	2	* 54011-040	56	1
* 46061-012	34	1	* 54012-074	56	1
* 46075-017	36	1	* 54017-044	56	1
* 46076-018	36	1	* 54018-012	56	1
* 46077-016	36	1	* 54022-021	56	1
46079-003	36	1	56001-006	34	
* 46079-004	36	1	56003-007	34	
* 46079-005	36	2	56006-001	34	2
* 46080-003	36	1	* 56007-024	66	1
* 46080-004	36	1	56008-003	64	1
* 46082-018	36	1	* 56018-084	52	

Numerical Parts Index

* Newly developed parts for Model S2

Part No.	Page	Q'ty	Part No.	Page	Q'ty
* 56018-085	52		92026-021	12	1
* 56018-086	52		92026-025	18	1
* 56018-087	52		92026-026	18	1
* 56027-050	54		92026-027	12	1
* 56027-051	54		92027-031	06	1
* 56027-052	54		92027-078	06	2
* 56027-053	54		92027-103	32	2
92001-038	30	2	92027-122	42	2
* 92001-101	16	1	92027-129	28	4
* 92001-105	60	2	92027-129	60	3
92003-015	48	4	* 92027-135	12	1
92003-068	06	1	* 92027-137	62	2
* 92003-073	22	1	* 92027-140	60	4
* 92003-074	14	1	92028-043	10	2
* 92003-076	32	1	92028-045	08	1
* 92003-078	08	5	92028-071	04	1
92007-002	34	4	92028-072	16	1
92007-020	34	2	92028-075	18	1
* 92007-024	58	2	92033-009	10	2
* 92007-025	32	1	* 92033-024	40	1
* 92011-022	64	2	* 92033-025	10	6
* 92011-023	14	1	92036-001	06	1
* 92011-024	58	2	92036-005	06	6
92015-009	60	4	92036-013	06	1
92015-019	06	1	92036-017	18	1
92017-003	64	1	92037-010	50	6
* 92017-010	14	1	92037-010	52	2
* 92019-011	30	1	92037-034	22	3
92020-003	30	2	92037-046	40	1
92022-021	22	1	92037-053	28	1
92022-037	26	2	92038-001	06	1
92022-044	30	2	* 92038-015	06	1
92022-049	32	2	92041-003	54	2
92022-075	12	1	92041-005	30	1
92022-077	26	8	92042-007	18	2
92022-085	32	1	92042-014	10	6
92022-119	08	1	92042-015	18	1
92022-125	28	4	92042-016	04	3
92022-125	32	2	* 92042-021	10	1
92022-125	42	2	* 92042-022	10	2
92022-125	60	3	92043-009	14	1
92022-165	52	2	92043-034	32	1
92022-167	08	5	* 92043-068	16	1
* 92022-189	08	1	* 92043-069	14	2
* 92022-190	62	2	* 92043-072	50	1
* 92022-193	42	4	* 92043-073	50	1
* 92022-194	58	8	* 92043-074	50	1
* 92022-195	60	2	92045-010	12	2
92024-006	06	1			
92024-006	12	1	* 92045-020	06	1
92024-016	22	3	92046-005	10	2
92024-021	06	1	92047-006	40	2
92024-026	12	1	92048-006	28	2
* 92024-034	10	5	92049-002	18	1
* 92024-035	10	2	92049-004	04	1
92025-047	06	6	92050-017	46	1

Standard Hardware Index

* Newly developed parts for Model S2

Part No.	Page	Q'ty	Part No.	Page	Q'ty
92050-023	06	1	* 92075-081	62	2
92050-024	12	1	* 92075-082	62	2
* 92050-040	08	1	* 92075-088	62	2
* 92050-041	06	1	* 92075-089	60	4
92052-005	46	1	* 92075-090	60	3
92052-006	48	1	* 92075-091	60	2
92054-004	18	1	92076-008	32	2
* 92054-011	06	2	* 92076-019	32	2
92055-018	06	1	* 92077-020	52	1
92055-025	18	1	92078-001	20	3
92058-008	48	1	92081-011	14	1
92059-061	04	1	92081-020	16	1
* 92059-072	52	1	92081-021	16	1
* 92059-073	50	3	92081-077	14	1
92060-008	26	3	* 92081-095	08	5
92060-000	26	1	* 92081-096	08	1
92060-010	26	3	92083-002	14	1
92061-015	26	1	92088-005	48	2
92063-093	24		92090-007	40	1
92063-094	24		* 92090-020	40	1
* 92063-122	24		92091-002	28	1
* 92063-123	24		* 92091-018	28	2
* 92063-124	24	3	92095-010	36	1
92064-032	24	3	92099-001	40	1
92065-011	04	1	92106-002	64	1
92065-020	52	1	92107-005	64	1
92065-023	26	3	* 92108-000	66	1
92065-058	26	3	92109-002	64	1
* 92065-084	50	1	92110-007	64	1
92067-001	04	1	92110-008	64	1
92069-017	58	1	92112-001	64	1
92069-018	58	6			
92069-039	60	1			
* 92069-055	62	4			
92070-021	02	1			
92072-012	28	1			
92072-012	54	1			
92072-027	54	1			
92072-029	50	1			
92072-030	52	2			
92072-030	64	5			
92072-031	64	1			
92072-032	64	1			
* 92072-035	56	1			
92075-023	54	5			
92075-029	32	1			
92075-031	32	1			
92075-039	34	4			
92075-041	52	1			
92075-044	28	2			
92075-076	28	4			
92075-076	60	3			
* 92075-077	64	1			
* 92075-079	58	2			
* 92075-080	60	4			

Standard Hardware

* Newly developed parts for Model S2

Part No.	Page	Q'ty	Part No.	Page	Q'ty
110B0610	22	3	172G0830	02	6
110B0612	20	2	172G1050	04	4
110B0612	22	3	* 172G1070	04	2
110B0612	28	1	* 172G1080	04	2
110B0612	40	1	211B0406A	10	1
110B0614	54	8	220B0305A	36	5
110B0616	20	2	220B0408A	20	12
110B0616	42	4	220B0408A	22	2
110B0618	32	2	220B0408A	38	2
110B0618	46	1	220B0514A	26	1
110B0620	60	2	220B0522A	34	2
110B0622	28	4	220B0522A	36	2
110B0630	46	1	220B0528A	26	1
110B0640	48	1	220B0610	04	1
110B0812	42	4	* 220B0610C	18	1
110B0812	54	4	220B0612	10	1
110B0814	44	2	220B0612	52	2
110B0820	22	2	220B0614	28	1
110B0820	54	4	220B0620	18	6
110B0850	28	4	220B0620	60	1
110B0856	38	3	220B0625	18	1
110N0622	34	2	220B0628	22	6
110N0630	62	4	220B0630	18	6
110N0820	14	1	220B0635	18	1
113B10110	28	2	220B0635	22	3
113B1035	32	1	220B0640	20	2
113B1036	38	2	220B0645	18	1
113N1035	30	2	220B0655	18	4
* 113N1055	62	2	220B0690	18	1
114B0812	40	1	220E0430A	62	8
114B0870	20	1	* 220E0455A	60	4
116B0610	22	ALT	220E0612	52	1
116B0612	20	ALT	220E0614	42	6
116B0612	22	ALT	220E0635	52	1
116B0612	28	ALT	220E0655	52	1
116B0612	40	ALT	221B0308A	36	2
116B0614	54	ALT	221B0616	04	1
116B0616	20	ALT	221B0616	08	2
116B0616	42	ALT	221B0616	10	1
116B0618	32	ALT	221B0616	14	2
116B0618	46	ALT	291Z0622	08	1
116B0620	60	ALT	310B0500A	46	1
116B0622	28	ALT	310B0500A	54	2
116B0630	46	ALT	310B0600	04	13
116B0640	48	ALT	310B0600	08	ALT
116B0812	42	ALT	310B0600	20	1
116B0812	54	ALT	310B0600	20	7
116B0814	64	ALT	310B0600	24	3
116B0820	22	ALT	310B0600	28	2
116B0820	54	ALT	310B0600	42	8
172G0622	04	2	310B0600	46	1
172G0635	04	3	310B0600	48	1
* 172G0645	04	5	310B0600	62	4
* 172G0665	04	3	310B0800	22	3
172G08115	04	12	310B0800	28	4
172G0820	02	6	310B0800	38	3

Part No.	Page	Q'ty	Part No.	Page	Q'ty
310R0800	60	2	461F0600	28	6
31180600	08	1	461F0600	32	2
31280500	34	2	461F0600	40	1
31280600	52	1	461F0600	42	10
31280800	14	1	461F0600	52	3
31280800	30	2	461F0600	54	9
31381000	28	4	461F0600	61	3
31381000	30	1	461F0600	62	4
31381000	32	3	461F0800	02	6
31381000	34	2	461F0800	14	1
31381000	48	4	461F0800	20	1
31381600	48	2	461F0800	22	3
* 314R1200A	62	2	461F0800	22	2
315B1200A	32	2	461F0800	28	4
315B1400	12	1	461F0800	34	4
315N1200A	40	1	461F0800	38	4
31680800	02	12	461F0800	40	1
31680800	02	6	461F0800	42	4
31681000	04	8	461F0800	54	8
31880800	14	1	461F0800	60	2
* 320B1400	46	1	461F0800	64	2
41080600	14	2	461F1000	04	8
41080600	28	3	461F1000	28	8
41080600	32	1	461F1000	30	5
41080600	34	2	461F1000	32	3
41080600	48	1	461F1000	34	2
41080600	62	4	461F1000	38	2
41080600	40	1	461F1000	58	2
41080800	64	2	461F1000	62	2
41081000	16	1	461F1200	32	1
41081000	30	2	463HC600	06	1
41081000	32	3	464HC500	34	2
41081200	62	2	464H0600	10	1
41180400	22	2	464H0600	28	2
41180500	20	2	480J1400	48	2
41180500	54	2	480J1600	16	1
41180600	42	10	480J1600	32	2
41180600	46	5	480J2600	16	1
41180600	52	3	482J0100	10	1
41180600	54	8	482J0100	16	2
41180800	22	2	482J8000	16	1
41180800	54	4	482K5000	14	2
41180800	60	2	550D1210	46	1
41181000	58	2	550D1615	40	1
41181000	62	2	550D2015	32	1
460E0800	02	12	550D2520	30	1
461E1200	62	2	550D2520	34	2
461F0400	20	12	550D3020	10	1
461F0400	22	2	550D3020	32	1
461F0500	20	2	550D3025	32	1
461F0500	54	2	550D3030	46	1
461F0500	58	2	552A1014	04	4
461F0600	04	13	600A0500	12	3
461F0600	20	2	600A0800	16	1
461F0600	20	7	600A0800	28	38
461F0600	22	3	601R6005	12	1

Standard Hardware Index

* Newly developed parts for Model S2

Part No.	Page	Q'ty
60186205	48	2
60186205Z	48	1
60186302	46	1
60186302Z	46	1
60186305	06	3
610A0512	06	2
656G121805	18	1
67082020	18	1
67182530	30	2
67182560	48	1
* 695Z5098	48	1
700Q05600	52	1
96081012	64	1
96081013	64	1
96081417	64	1
96081921	64	1
