

KAWASAKI 500 H-1B

Special Parts List for European Market

1. Sep. 1971

KAWASAKI HEAVY INDUSTRIES, LTD.
MOTORCYCLE DIVISION

1-1. Kawasaki-Cho, Akashi, Hyogo Pref, Japan.

Printed in Japan

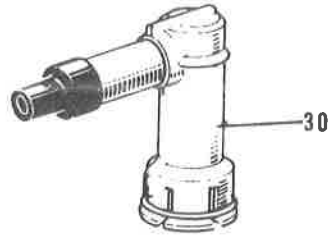
99997-522©

Kawasaki 500 H 1-B

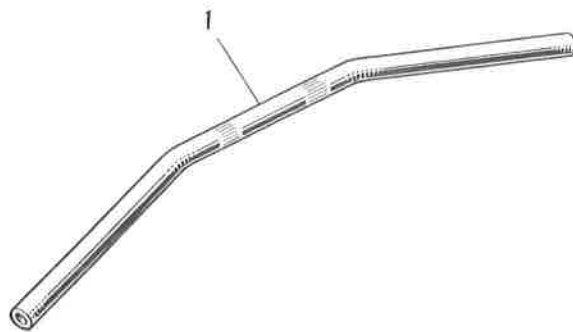
INDEX

9.	Electrical Equipment for Engine	1
16.	Handlebar, Grips	1
18.	Fenders	3
19.	Tires, Rims	3
20.	Disc Brake Equipment A	5
27.	Cables	5
28.	Electrical Equipment A	7
29.	Electrical Equipment B	7
32.	Numerical Parts Index	10
33.	Standard Hardware Index	10

9. Electrical Equipment for Engine



16. Handlebar, Grips



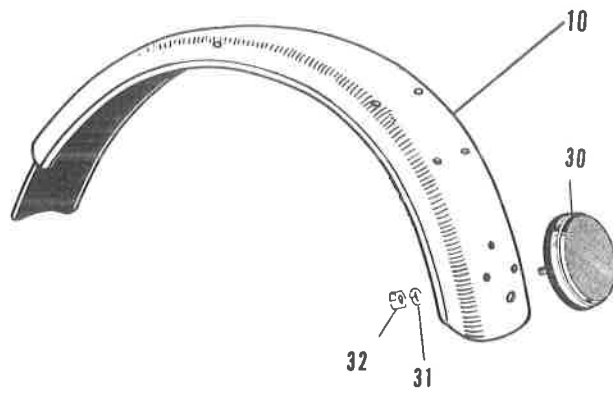
9. Electrical Equipment for Engine

Ref. No.	Part No.	Part Name	Quantity	Remarks
30	21130-018	CAP—spark plug	3	

16. Handlebar, Grips

Ref. No.	Part No.	Part Name	Quantity	Remarks
1	46005-010	HANDLEBAR—low	1	

18. Fenders



19. Tires, Rims



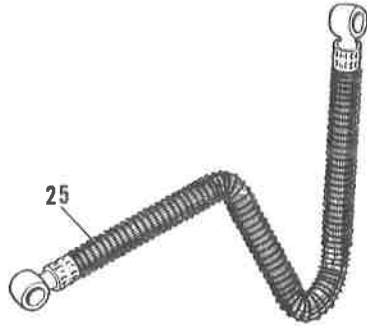
18. Fenders

Ref. No.	Part No.	Part Name	Quantity	Remarks
10	35022-063-67	FENDER—rear, Pearl Candytone Orange	1	
30	28012-005	REFLECTOR—reflex	1	
31	461F0500	WASHER—spring, 5 m/m	1	
32	310B0500A	NUT, 5 m/m	1	


19. Tires, Rims

Ref. NO.	Part No.	Part Name	Quantity	Remarks
1	41021-012	TIRE (H.3.25-19 4PR)	1	for Front

20. Disc Brake Equipment A



27. Cables



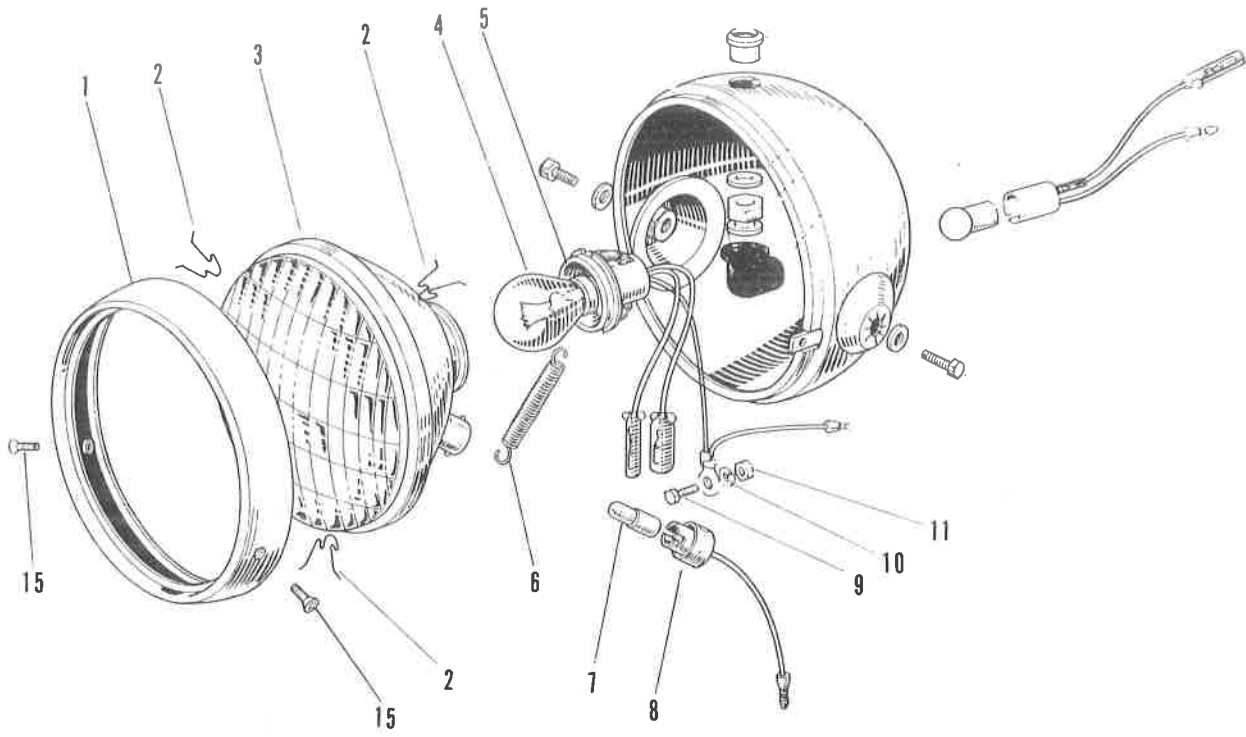
20. Disc Brake Equipment A

Ref. No.	Part No.	Part Name	Quantity	Remarks
25	43059-003	HOSE—front brake	1	L=215 m/m

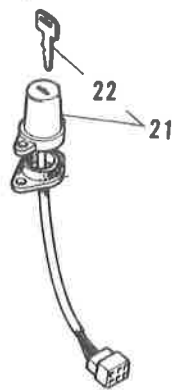
27. Cables

Ref. No.	Part No.	Part Name	Quantity	Remarks
1	54001-036	CABLE—speedometer	1	Ident Letter "01-036"
2	54011-032	CABLE—clutch	1	Ident Letter "11-032"
3	54012-055	CABLE—combination	1	Ident Letter "12-055"
4	54017-032	CABLE—starter	1	Ident Letter "17-032"
5	54018-007	CABLE—tachometer	1	Ident Letter "18-007"
6	54022-011	CABLE—rear brake	1	Ident Letter "22-011"

28. Electrical Equipment A



29. Electrical Equipment B



28. Electrical Equipment A

Ref. No.	Part No.	Part Name	Quantity	Remarks
1 ~ 11	23004-017	LAMP UNIT—head	1	
1	23006-022	RIM—head lamp	1	
2	23009-010	SPRING—lens clamp	3	
3	23007-019	LENS UNIT—head lamp	1	
4	92069-045	BULB, 12V-35/35W	1	
5,6	23008-017	SOCKET—head lamp	1	
7	92069-046	BULB, 12V-4W	1	
8	23008-018	SOCKET—parking lamp	1	
9	220B0306A	SCREW—pan head, 3 x 6	1	
10	461F0300	WAHSER—spring, 3 m/m	1	
11	310B0300	NUT, 3 m/m	1	

29. Electrical Equipment B

Ref. No.	Part No.	Part Name	Quantity	Remarks
21	27005-040	SWITCH ASSY—ignition	1	
22	27008-045-06	KEY SET, #706		
	27008-045-07	KEY SET, #707		
	27008-045-08	KEY SET, #708		
	27008-045-09	KEY SET, #709		
	27008-045-10	KEY SET, #710		